

THE COUNCIL OF THE CITY OF NEW YORK

Hon. Corey Johnson
Speaker of the Council

Hon. Daniel Dromm
Chair, Finance Committee

Hon. Donovan J. Richards
Chair, Public Safety Committee



Report to the Committee on Finance and the Committee on Public Safety on the
Fiscal 2021 Executive Budget for the
New York Police Department

May 14, 2020

Finance Division

Nevin Singh, Financial Analyst
Eisha Wright, Unit Head

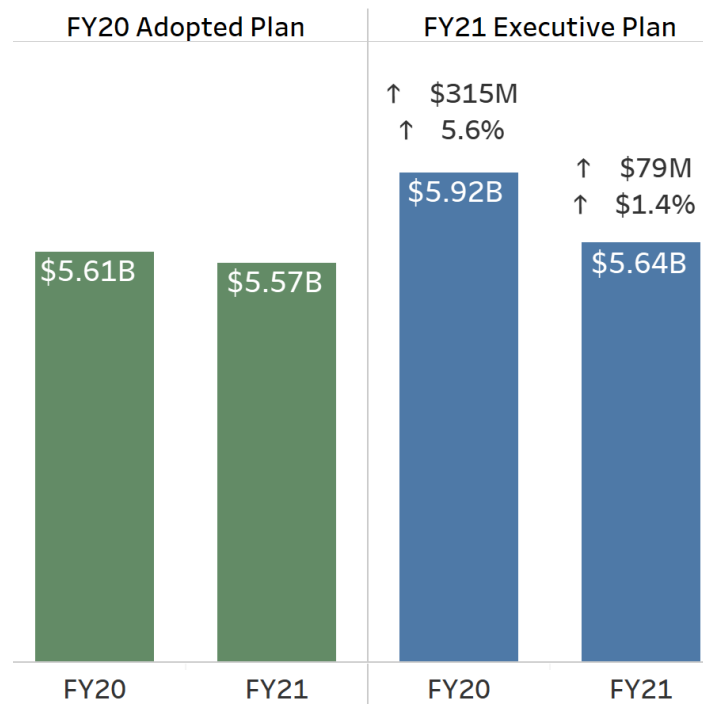
Latonia McKinney, Director
Regina Poreda-Ryan, Deputy Director

Paul Scimone, Deputy Director
Nathan Toth, Deputy Director

New York Police Department Overview

This report presents a review of the New York Police Department’s (NYPD) Fiscal 2021 Executive Budget. The proposed budget for NYPD is \$5.92 billion in Fiscal 2020 and \$5.64 billion in Fiscal 2021. The difference between the two years is due to State and federal grants that are allocated throughout the current fiscal year and not recognized in the budget until they are awarded. When comparing NYPD’s Fiscal 2021 Executive Budget to its Fiscal 2020 Adopted Budget, the budget has increased a minimal \$38.2 million, or 0.7 percent.

NYPD Budget Overview



The budget priorities of the City and of NYPD have been altered by the COVID-19 pandemic which has caused business closures, job losses, and an unprecedented drop in economic activity. As a result, in comparison to the Fiscal 2021 Preliminary Budget, the City has to contend with a budget shortfall of approximately \$9 billion over Fiscal 2020 and Fiscal 2021. This gap has been balanced with \$2.7 billion in savings, \$4.0 billion of reserves, and \$2.5 billion in federal aid.

The Program to Eliminate the Gap (PEG), introduced in the Fiscal 2021 Executive Budget proposes \$824 million in savings for Fiscal 2020 and \$1.49 billion for Fiscal 2021. With regard to NYPD, in Fiscal 2020, the PEG reduces the agency budget by \$25.1 million, or 0.4 percent of the total budget. For Fiscal 2021, the PEG of \$16.3 million is 0.3 percent of the total budget. In addition, a number of programmatic changes due to COVID-19 have occurred throughout March and April, which will be outlined below.

The section below presents an overview of the Department’s budget and a review of the significant budget actions introduced in the Fiscal 2021 Executive Budget. For more information on the Department’s budget and its programs, please refer to the Fiscal 2021 Preliminary Budget Report at: <https://council.nyc.gov/budget/wp-content/uploads/sites/54/2020/03/056-NYPD.pdf>

Police Department - Financial Summary						
<i>Dollars in Thousands</i>	2018	2019	2020	2021 Executive Plan		*Difference
	Actual	Actual	Adopted	2020	2021	2021 - 2020
Spending						
Personal Services	\$5,188,057	\$5,304,728	\$5,157,100	\$5,242,767	\$5,203,688	\$46,588
Other than Personal Services	600,321	672,091	449,375	678,435	440,965	(8,410)
TOTAL	\$5,788,377	\$5,976,818	\$5,606,475	\$5,921,202	\$5,644,654	\$38,178
Budget by Program Area						
Patrol	\$1,498,703	\$1,508,247	\$1,608,427	\$1,613,328	\$1,601,239	(\$7,188)
Chief of Department	800,069	831,552	902,357	781,736	943,017	40,660
Administration	706,492	727,251	640,677	867,966	637,074	(3,603)
Detective Bureau	734,677	744,452	570,003	571,431	572,427	2,424
School Safety	305,455	318,628	313,283	326,623	331,926	18,644
Transit	241,327	244,647	245,370	248,086	246,707	1,337
Transportation	224,465	236,611	224,387	246,003	227,116	2,730
Housing Bureau	207,642	217,394	203,062	203,720	204,218	1,156
Intelligence and Counterterrorism	205,660	207,708	188,274	188,507	189,387	1,112
Citywide Operations	180,768	178,191	149,157	151,010	150,159	1,002
Support Services	161,856	160,870	136,664	146,464	137,170	507
Communications	128,159	142,679	131,766	145,818	137,023	5,257
Training	110,742	113,864	109,003	114,274	108,958	(45)
Internal Affairs	63,052	65,650	73,625	76,510	72,253	(1,372)
Criminal Justice Bureau	59,390	59,573	63,185	63,445	63,780	595
Community Affairs	12,612	11,604	14,463	14,612	14,495	32
Reimbursable Overtime	45,718	48,538	32,403	34,787	7,703	(24,700)
Counter-Terrorism	487	0	0	0	0	0
TOTAL	\$5,788,377	\$5,976,818	\$5,606,475	\$5,921,202	\$5,644,654	\$38,178
Funding Source						
City Funds	\$5,198,676	\$5,320,351	\$5,255,514	\$5,167,160	\$5,312,285	\$56,771
Intra City	294,555	304,364	289,323	309,463	313,708	24,385
Federal – Other	210,677	260,833	41,506	348,845	17,929	(23,577)
State	55,665	60,723	20,132	81,640	732	(19,400)
Other Categorical	28,804	30,548	0	14,094	0	0
TOTAL	\$5,788,377	\$5,976,818	\$5,606,475	\$5,921,202	\$5,644,654	\$38,178
Budgeted Headcount						
Full-Time Positions – Uniform	36,643	36,461	36,113	36,178	36,178	65
Full-Time Positions – Civilian	15,251	15,306	15,529	15,908	15,504	(25)
TOTAL	51,894	51,767	51,642	52,086	51,682	40

*The difference of Fiscal 2020 Adopted Budget compared to Fiscal 2021 Executive Budget.

NYPD Budget Changes

- The Executive Plan increases NYPD's Fiscal 2020 budget by \$69.7 million, a one percent increase. The Department has added funding for salary increases, sick pay payments for retiring personnel, and COVID equipment purchases. A complete list of Fiscal 2020 changes can be found in Appendix 1.
- Comparatively, the Executive Plan increases NYPD's Fiscal 2021 budget by a minimal \$5.2 million. This smaller budget increase is explained by the delayed recognition of federal and state grants, and the lack of any funding for COVID-related expenditures.
- There are no new needs added in the Fiscal 2021 Executive Budget.
- Savings and the Program to Eliminate the Gap (PEG) decreased the Fiscal 2020 Budget by \$25.1 million and the Fiscal 2021 Budget by \$16.3 million. All of the PEGs reduced City tax-levy funding. More details on the PEG Program are below.

Comparison to the Fiscal 2020 Adopted Plan

- Civilian headcount decreased by 25 positions compared to the Fiscal 2020 Adopted Plan. This is a result of PEG Programs reducing budgeted headcount for Traffic Enforcement Agents by 216 and Non-Safety civilian reductions of 63. This more than offsets the November 2019 Plan additions for criminal justice reform personnel and Homeless Outreach Unit nurses.
- The increase of uniform headcount of 65 is due to the addition of 59 uniform positions in the November 2019 Plan for the Homeless Outreach Unit Teams and six positions for Co-Response Teams.
- The Personal Services (PS) Budget for Fiscal 2021 increases by \$46.6 million in the Executive Plan compared to the Fiscal 2020 Adopted Plan. This is primarily due to salary and wage increases for various positions. Reductions in Other Than Personal Services (OTPS) of \$8.4 million are driven by the Security and Counter-Terrorism Grants, such as the Urban Area Security Initiative, that typically are awarded after the Executive Budget is released. Further OTPS reductions, due to lower expenditures on property and equipment, drive the changes in the Detective and Chief of Department Program Areas.
- Other Adjustments in the Executive Plan added \$94.1 million to the Fiscal 2020 Budget and \$21.5 million to the Fiscal 2021 Budget. For Fiscal 2020, the adjustments include the recognition of State and federal grants such as \$17 million from the federal grant for the Urban Area Security Initiative. Also included are \$16.6 million in labor funding adjustments, \$13.9 million for COVID-19 expenditures for protective equipment and other expenses, and \$10.7 million for lump-sum payments for terminal leave. A detailed list of adjustments can be found in Appendix 1.

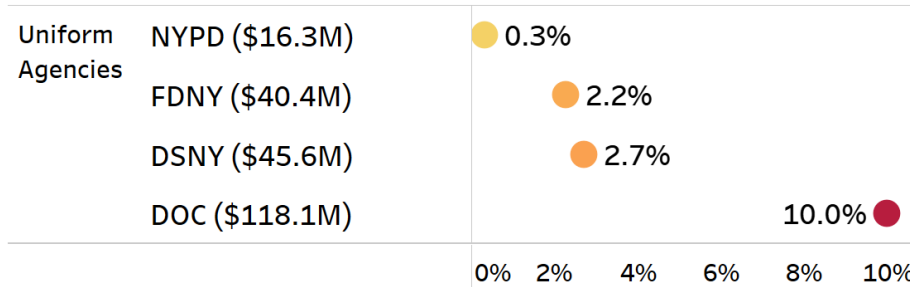
Changes by Funding Source

- City funds increases by \$56.8 million from the Fiscal 2020 Adopted Plan to the Fiscal 2021 Executive Plan. The increase of \$24.4 million in intra-city funding is for school safety agent costs. Federal funding decreased by \$23.6 million, and State funding decreased by \$19.4 million. However, this is mostly due to the delayed recognition of State and federal grants until future financial plans.

Savings and Efficiencies

The PEGs introduced in the Fiscal 2021 Executive Budget decreased the Fiscal 2020 City-funded Budget by \$25.1 million, or 0.4 percent, and the Fiscal 2021 City-funded Budget by \$16.3 million, or 0.3 percent. Given the size of NYPD's budget, these savings do not significantly reduce the size of the budget. In addition, the \$16.3 million PEG is just one percent of the City's \$1.5 billion PEG for Fiscal 2021, while NYPD's budget is six percent of the City's total budget. The chart below compares the NYPD's PEGs to the other uniform agencies.

FY21 PEG as Percentage of Agency’s City Tax-Levy Budget



In order to achieve a significant reduction in the budget, NYPD would be required to reduce PS spending. It is important to note that though the savings may be minimal, no new needs were added in this financial plan.

Summary of Cuts to NYPD Budget

PEGs	FY20 Amount	FY20 Headcount	FY21 Amount	FY21 Headcount
Uniformed Overtime Savings	\$10.0M		\$0.0M	
Delay April Police Officer Class	\$6.4M		\$0.0M	
Non-Safety Civilian Accruals	\$4.6M	132	\$3.3M	63
Lease Savings	\$1.9M		\$1.9M	
Co-Response Teams	\$1.2M	23	\$2.4M	23
Delay NYPD Cadet Program	\$1.0M		\$0.0M	
Intersection Control Reduction	\$0.0M		\$3.9M	100
Delay Implementation of Idling Enforcement	\$0.0M		\$4.8M	116
Grand Total	\$25.1M	155	\$16.3M	302

- Uniform Overtime Savings.** Due to cancelled events for which NYPD was scheduled to provide security detail, the Fiscal 2020 budget recognizes a savings for uniform overtime of \$10 million. There are no savings for Fiscal 2021 despite the COVID-19 pandemic likely causing further cancellations and reduced event sizes. Additionally, the City has offset \$140 million in overtime costs with a federal grant from FEMA that will provide NYPD with up to \$140 million in reimbursements for COVID-related overtime.
- Delay the April Academy Class.** By delaying the April Police Academy class until July, NYPD will save \$6.4 million in training and salary costs in Fiscal 2020. The savings are derived from a projected class size of 587 recruits, each with salary savings of approximately \$43,000 over three months. As discussed at the Committee on Finance’s May 6, 2020 hearing on the Executive Financial Plan, permanent cancellation of the class would achieve savings of approximately \$25 million next year.

The Police Cadet training program is also delayed until June, resulting in the accrual of 218 vacancies, or a savings of \$1 million. The budgeted headcount for Police Cadets now stands at 419.

- **Non-Safety Civilian Accruals and Vacancy Reductions.** In Fiscal 2020 NYPD will save \$4.6 million through civilian accruals. Starting in Fiscal 2021 a baseline savings of \$3.3 million will be realized through the reduction of 63 civilian positions. According to the Department, these reductions will be from positions that are not related to public safety needs. Titles that are excluded from the vacancy reductions are Police Communications Technicians, School Safety Agents, and Criminalists.
- **Delay Implementation of Idling Enforcement.** By delaying the implementation of the program to enforce idling restrictions, NYPD will increase the number of Traffic Enforcement Agents as had previously been planned. The savings by not hiring these 116 civilian positions is \$4.8 million for Fiscal 2021. However, the loss of the projected revenue is \$2.5 million, bringing the actual savings to \$2.3 million.
- **Intersection Control Reduction.** Another 100 Traffic Enforcement Agents will not be hired. For the past several year the NYPD has delivered budgetary savings by eliminating vacant positions on a one-year basis and this year the cut will be to 100 vacancies. This will affect planned posts at intersections, although the specific intersections have not been identified. The total savings will be \$3.9 million for Fiscal 2021. The budgeted headcount for TEA personnel now stands at 2,682 for Fiscal 2021 and 2,822 for Fiscal 2022.
- **Co-Response Teams.** The Co-Response Teams that respond to emotionally distressed calls were increased in the November 2019 Plan by 29 uniform members. The Fiscal 2021 Executive Budget now reduces that planned expansion by 23 personnel, saving the Department \$1.2 million in Fiscal 2020 and \$2.4 million in Fiscal 2021. This is the only reduction for uniform personnel. The total Co-Response Team program now has a budget of \$4.8 million and 68 personnel for Fiscal 2021.
- **Lease Savings.** NYPD has identified a savings for a lease at 2312 2nd Avenue in Brooklyn, the location of its Property Clerk Division. This savings is \$1.9 million for Fiscal 2020 and Fiscal 2021.
- **Silver Stars.** Silver Stars, formerly known as Redeploy, is a Citywide Savings initiative announced in April 2017 which offers City agencies the opportunity to fill business needs with experienced retired City employees. Agencies will achieve these savings by filling temporary, seasonal, or otherwise difficult to fill work with retired City employees, who can work part-time and supplement their pensions. For Fiscal 2021, NYPD has estimated a savings of \$366,000 through a reduction of 15 vacancies.

COVID-19

In March 2020, the number of confirmed COVID-19 cases accelerated rapidly, leading to a citywide shutdown of nonessential businesses and services. The resulting economic fallout left budget shortfalls for New York City and the New York City Police Department. In addition to budget savings, a number of programmatic changes for NYPD occurred throughout March and April, which will be outlined below.

Impacts on NYPD Personnel

The impact of COVID-19 on NYPD personnel has been severe. Regrettably, as of May 7th, 41 members have died; 29 civilian, 6 uniform, and 6 auxiliary officers. In fact, the Department has

been hit harder in terms of cases than the City as a whole; the number of NYPD personnel to have tested positive is significantly higher, although this might be due to testing availability (see chart below). In early April, nearly 20 percent of the uniform workforce was out sick; by early May the sick rate dropped to under 5 percent.

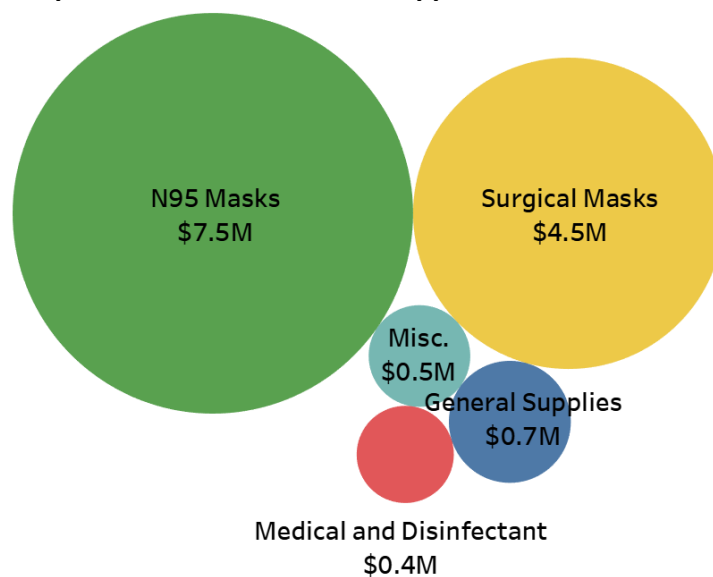
COVID-19 Confirmed Cases (as of 5/7/20)

	Cases	Percent of Population
NYPD	5,393	10.4%
NYC	176,000	2.1%

Budget Implications

- **Hiring Freeze.** A hiring freeze will be implemented for civilian personnel. However, hires related directly to life-safety issues, critical agency operations, or COVID-19 related operations are being reviewed on a case by case basis.
- **Federal Budget Support.** The federal government is providing FEMA funds for overtime expenses related to COVID-19 in the amount of \$125 million for uniform overtime and \$15 million for civilian overtime. Other expenditures related to COVID-19 spending is also anticipated to be fully reimbursed through the CARES Act, primarily for purchases of personal protective equipment.
- **COVID-19 Expenditures.** NYPD’s budget for COVID-19 expenditures is \$14.5 million as of the Fiscal 2021 Executive Budget. The budget for COVID-19 is currently allocated for the current fiscal year only. The Department’s spending through May 5th is shown in the graph below. In total, NYPD has distributed over 1.3 million surgical masks, 720,000 N95 masks, 900,000 pairs of gloves, and 10,000 bottles of disinfectant to its personnel. NYPD has also built a stockpile of equipment to prevent any potential shortages. Of note is the lack of any funding added to the Fiscal 2021 budget for COVID-19 expenditures, although it is probable that NYPD will require significant funding

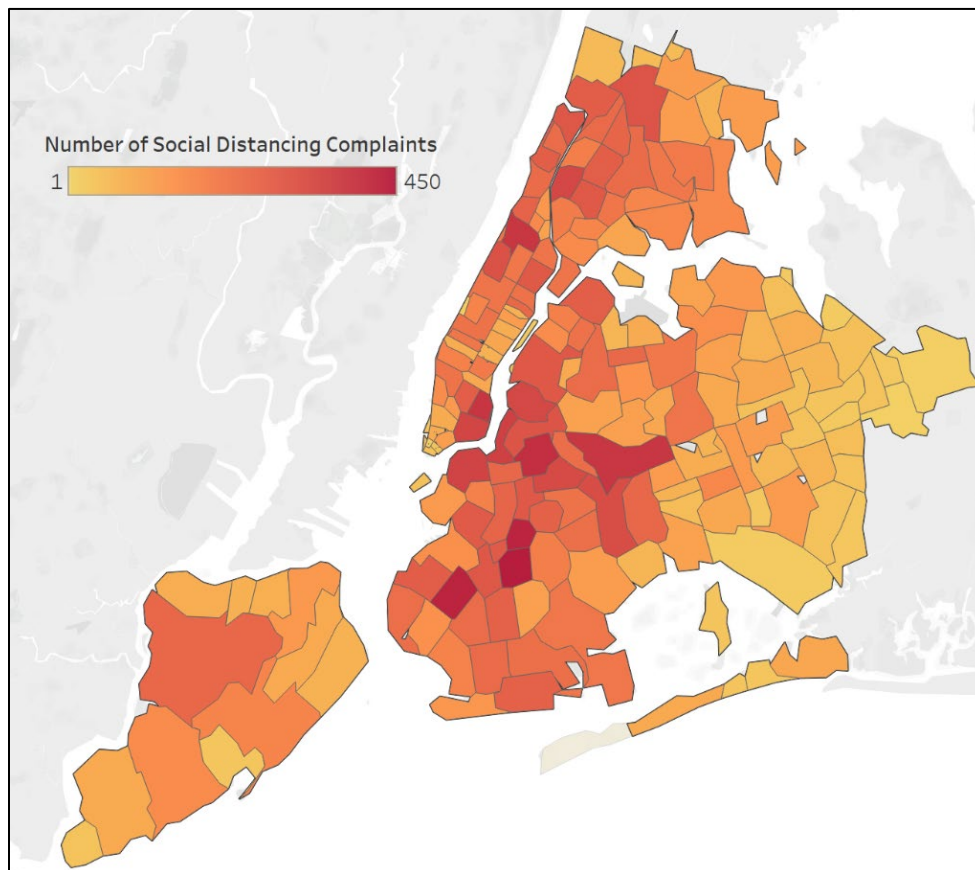
Expenditures on COVID-19 Supplies as of 5/4/20



Agency Response

- **Social Distancing Enforcement.** During the pandemic patrol officers have enforced social distancing. If large groups are congregating without allowing for a minimum of six feet spacing, officers will remind them of social distancing guidelines. In addition to regular patrol, NYPD has designated special COVID Response Teams that comprise of a total of 700 re-assigned officers from multiple bureaus. These teams all operate out of a central location in the City and deploy to areas that are known hotspots or identified by 311 calls. A map of the 311 complaints by zip code is below. The total number of 311 social distancing complaints as of May 8th is 29,800.

311 Social Distancing Complaints by Zip Code



If NYPD finds a person to be resistant to requests for distancing measures, NYPD may issue summonses and in some cases, has made an arrest. As of May 7th, there were 374 summonses issued and over 60 arrests made. Despite requests from the Council, the Department has not provided demographic breakdowns of the arrest and summons data.

- **Crime.** Crime is down since March 12th, the beginning of the pandemic. Through May 7th, as compared to the previous year, the seven major felony crimes are down 23 percent. However, there has been an increase of 4 murders, burglaries are up 31 percent and grand larceny is up 59 percent. The other felony crime categories, as well as misdemeanor crimes are down 31 percent. As a result, felony arrests are down 39 percent and misdemeanor arrests are down 52 percent.

- **Domestic Violence.** According to testimony at a Council oversight hearing in April, NYPD is working to address concerns about domestic violence potentially increasing due to quarantine measures. NYPD's Domestic Violence Officers are conducting phone calls, to supplant face-to-face visits, sharing safety plans and cell phone access, and setting code words for use in close quarters. However, the concern is that radio runs related to domestic violence are increasing while the number of crimes NYPD is reporting to have occurred, is decreasing. The latest data shows that in March 2020, there were 16,900 patrol runs or an increase of 10 percent from the previous year. However, NYPD reported only 3,104 arrests, a decrease of 16 percent from the previous year.
- **Re-assignments (Detectives, TEAs, SSAs, SCGs).** To account for the unique circumstances created by COVID-19, NYPD has reassigned positions for more urgent tasks. Detectives, working in full Tyvex suits, have worked to remove the deceased from apartment buildings. School Safety Agents and School Crossing Guards are assigned to schools in which meals are being distributed. And Traffic Enforcement Agents have been reassigned to posts that are deemed more in need of traffic control and monitoring.
- **Hate Crimes.** Hate Crimes overall are down during the period of the pandemic. However, one category of crimes has skyrocketed; crimes against Asians and people of Asian descent total 15 with the NYPD making arrests in 12 of those crimes.

Capital Program

This section will provide an overview of the Executive Capital Commitment Plan for Fiscal 2020-2024 (the Commitment Plan) and the Fiscal 2021 Executive Capital Budget (the Capital Budget) for NYPD.

Fiscal 2021 Executive Capital Commitment Plan for Fiscal 2020-2024

NYPD's Fiscal 2021 Executive Capital Commitment Plan includes \$1.18 billion in Fiscal 2020-2024, with \$265 million in Fiscal 2020. Given its commitments as of May, \$116 million, it is unlikely the plan accurately represents spending. The Fiscal 2021 budget of \$420 million is unlikely to be fully committed if historical patterns are any indication. The total Commitment Plan for Fiscal 2020-24 is \$1.2 billion, or 1.4 percent of the City's total capital plan.

The largest category of capital projects is for the construction and improvement of police facilities with \$795 million, or 67 percent of the entire plan. The other categories include \$181 million for computer equipment, \$88 million for communications equipment, \$81 million for vehicles, and \$37 million for miscellaneous equipment.

The Fiscal 2021 Executive Capital Commitment Plan does not change its overall ten-year plan. Over ten years, NYPD's capital program is projected to total \$1.97 billion, representing 1.5 percent of the City's total \$126 billion Fiscal 2020-2029 projection. However, the Plan does shift \$460 million of funds into the last five years of the plan, more realistically representing project timelines. The largest individual projects remain the same as previous capital plans, including \$423.6 million for a Property Clerk Facility and \$242 million for a Firearms Training Facility.

As of April 17th, NYPD committed \$116 million of its total \$265 million Fiscal 2020 capital budget, indicating a capital commitment rate of 44 percent. Capital projects across the City, including

private construction projects, have been halted as a result of COVID-19 with the exception of essential projects, or those deemed related to health or safety. Significant NYPD projects that are continuing to move forward are renovations to the Police Headquarters including barriers, roof renovations, elevator renovations, and a new Uninterrupted Power Supply. All of these projects have a combined budget of \$57 million. Specific projects put on hold include the construction of a new 116th precincts for \$92 million, and \$17 million in electrical system replacements as a result of Hurricane Sandy.

Fiscal 2021 Executive Capital Commitment Plan Highlights

Key Issues

- **ADA Compliance Renovations.** Last year, the Fiscal 2020 Executive Capital Commitment Plan added \$29.3 million for ADA compliance renovations to make 16 stationhouses fully ADA accessible. To date, none of those funds have been expended, and the Fiscal 2021 Executive Capital Commitment Plan moves Fiscal 2020 funds to Fiscal 2021, denoting the expected timeline for the projects to now begin in Fiscal 2021.
- **Discovery Law Lab.** In order to comply with State changes to discovery law, NYPD has \$27.9 million allocated in Fiscal 2020 for Discovery Law Lab technology upgrades. The Certificate to Proceed (C.P.) was approved in November and the scope of work includes lab management system upgrades, as well as increased network, storage, and security to allow for more information to be managed electronically. The project is 85 percent complete according to the NYPD, and the forecasted completion date is September 2020.
- **Legal Document Platform Project.** The other project funded to aid compliance with State changes in discovery law is the Legal Document Platform Project which will aid the Department in electronic file sharing and transferring. This project has \$11.3 million in funds for Fiscal 2020. The majority of the procurement process is complete, and the IT Bureau is currently coordinating the deployment of the system. The forecasted completion date is July 2020.
- **New 116th Precinct.** The largest capital outlay in Fiscal 2021 is for the construction of a new 116th Precinct in Southeast Queens. The 116th Precinct will allow for faster response times and improved crime fighting in the area. The new precinct will be located at 42-40 North Conduit Avenue in the Rosedale neighborhood of Queens. The Plan includes \$91.9 million in total, a \$6 million increase from one year ago. In addition, none of the funds allocated in Fiscal 2020 were committed, with all the funds now in Fiscal 2021. These funds will likely be rolled over further as the project is not expected to be completed until Fiscal 2022.
- **Renovation of One Police Plaza.** This project will upgrade electrical infrastructure at the Police Headquarters including the existing generator, the generator at the Candidate Assessment Center, and the Uninterrupted Power Supply. The timeline for the project is estimated at roughly 18 months, a 6 month contract process and 12-month construction time. The \$29.4 million in commitments is allocated for Fiscal 2021.
- **Domain Awareness System.** The largest capital outlay for Fiscal 2020 is for the Domain Awareness System. NYPD expects to spend the remaining \$31.4 million allocated for Fiscal 2020, which will fully complete the implementation of system. The funding will go to purchase remaining computer and peripheral equipment. The Domain Awareness System,

originally developed for counterterrorism purposes, enables better awareness by using a network of sensors, databases, and software to provide alerts and analytics that will help inform officers of the potential danger when responding to a situation. All police officers have access to this system via mobile devices.

Appendix 1: Fiscal 2021 Budget Actions since Fiscal 2020 Adoption

<i>Dollars in Thousands</i>	FY 2020			FY 2021		
	City	Non-City	Total	City	Non-City	Total
NYPD Budget as of the Adopted 2020 Plan	\$5,255,514	\$350,962	\$5,606,476	\$5,248,684	\$316,666	\$5,565,350
New Needs						
Co-Response Teams	\$2,222		\$2,222	\$3,310		\$3,310
Criminal Justice Reform	24,731		24,731	20,696		20,696
Homeless Outreach Engagement Teams	11,438		11,438	9,534		9,534
Subtotal, New Needs	\$38,391	\$0	\$38,391	\$33,540	\$0	\$33,540
Other Adjustments (Nov and Prelim)						
Other Adjustments	\$13,879	\$192,686	\$206,565	\$7,492	\$33,083	\$40,575
TOTAL, All Changes	\$52,270	\$192,686	\$244,956	\$41,033	\$33,083	\$74,116
NYPD Budget as of the FY21 Prelim Plan	\$5,307,784	\$543,648	\$5,851,432	\$5,289,716	\$349,749	\$5,639,465
PEG's - Exec. 2020						
Co-Response Teams	(\$1,206)		(\$1,206)	(\$2,412)		(\$2,412)
Delay April Police Officer Class	(6,377)		(6,377)			
Delay Implementation of Idling Enforcement				(4,775)		(4,775)
Delay NYPD Cadet Program	(1,046)		(1,046)			
Intersection Control Reduction				(3,943)		(3,943)
Lease Savings	(1,859)		(1,859)	(1,916)		(1,916)
Non-Safety Civilian Accruals	(4,635)		(4,635)	(3,285)		(3,285)
Uniformed Overtime Savings	(10,000)		(10,000)			
MTA Reimbursement		752				
Subtotal, PEG's	(\$25,123)	\$752	(\$24,371)	(\$16,331)		(\$16,331)
Other Adjustments - Exec. 2020						
Applications Development		\$14,400	\$14,400		(\$14,400)	(\$14,400)
Corona OTPS		10,820	10,820			
Corona PPE		3,075	3,075			
Federal Grants - Miscellaneous		(269)	(269)		(3,000)	(3,000)
FEMA Coronavirus Overtime	(140,000)	140,000				
Fleet Reduction	(2,035)		(2,035)	(3,642)		(3,642)
FY18 and FY19 UASI		17,113	17,113			
FY19 Presidential Residence		10,419	10,419			
Heat, Light and Power	1,080		1,080	(536)		(536)
Intra-City Adjustments		468	468		21	21
Labor Funding for Unions	16,568		16,568	29,281		29,281
Lease Adjustment				6,213		6,213
Miscellaneous Adjustments	(189)	734	545	(81)		(81)
Motor Fuel	(1,624)		(1,624)	(2,670)		(2,670)
Other State Grants		6,279	6,279			
Overtime Grants		6,603	6,603			
Silver Stars				(366)		(366)
Terminal Leave	10,700		10,700	10,700		10,700
Subtotal, Other Adjustments	(\$115,500)	\$209,642	\$94,142	\$38,899	(\$17,379)	\$21,520
TOTAL, All Changes - Exec. 2021	(\$140,623)	\$210,394	\$69,771	\$22,568	(\$17,379)	\$5,189
NYPD Budget as of the FY21 Exec Plan	\$5,167,160	\$754,042	\$5,921,202	\$5,312,285	\$332,369	\$5,644,654