



**NEW YORK CITY COUNCIL
FINANCE DIVISION**

Tanisha S. Edwards, Esq.
Chief Financial Officer and
Deputy Chief of Staff to the
Speaker

Jonathan Rosenberg
Managing Deputy Director

Eisha Wright
Deputy Director

Paul Scimone
Deputy Director

Dohini Sompura
Assistant Director

Crilhien R. Francisco
Unit Head

Hon. Adrienne E. Adams
Speaker of the Council

Hon. Justin Brannan
Chair, Committee on Finance

Hon. Mercedes Narcisse
Chair, Committee on Hospitals

**Report to the Committee on Finance and the
Committee on Hospitals on the Fiscal 2023
Executive Plan and the Fiscal 2023 Executive
Capital Commitment Plan**

NYC Health + Hospitals

May 18, 2022

(Report Prepared by Crilhien R. Francisco)



Table of Contents

Health + Hospitals Fiscal 2023 Executive Budget Snapshot1

H+H Budget Overview.....2

Program Area Budgets.....5

Changes Since the Preliminary Budget by Spending Type5

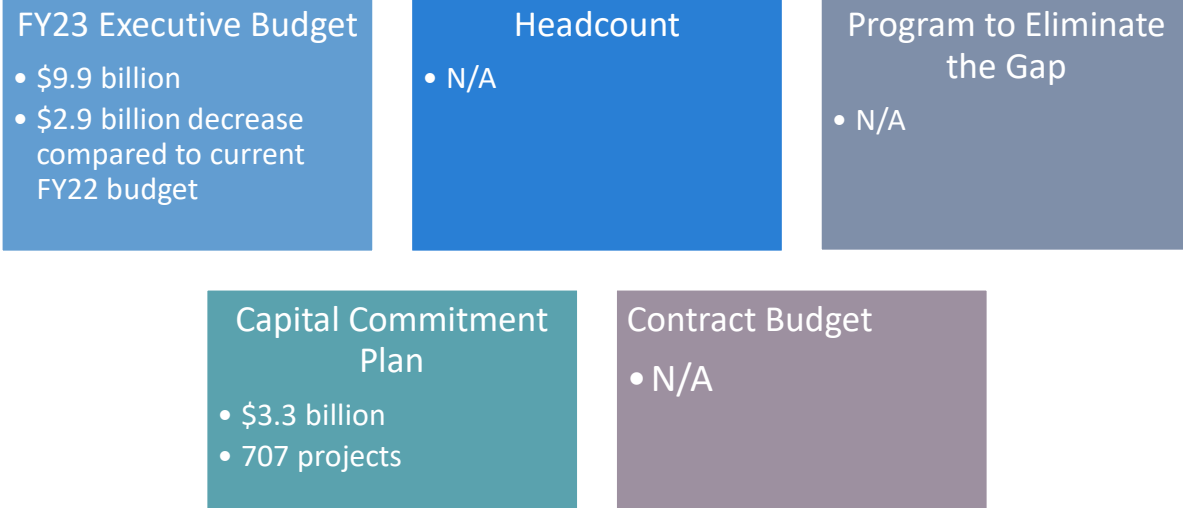
Fiscal 2023 Preliminary Budget Response7

Federal and State Budget Risks8

Capital Budget.....8

Appendix A: Budget Actions since Fiscal 2022 Adoption – City Services10

Health + Hospitals Fiscal 2023 Executive Budget Snapshot



Budget Response Council Priorities

- \$55.3 Million for Expansion of the Behavioral Health Emergency Assistance Response Division (B-HEARD) program - Subway Safety Plan
- \$19.3 Million for the Street Health Outreach and Wellness Vans (SHOW) - Subway Safety Plan

New Needs Other Significant New Needs

- \$200 million for Test & Trace in Fiscal 2023 only
- \$3.9 million for Lifestyle Medicine Expansion

Other Adjustments Adjustments in the Executive Budget

- \$345 million in (FEMA) funding in Fiscal 2022
- \$50.9 million for American Rescue Plan (ARP) Reallocation in Fiscal 2022
- \$73.1 million for Supplemental Medicaid Adjustment in Fiscal 2022, growing to \$109.6 million in outyears
- \$81 million reduction in Fiscal 2022 resulting from roll of funding for the Public Health Corps, \$9.33 million increase in Fiscal 2023

Major Agency Issues Agency Issues Identified

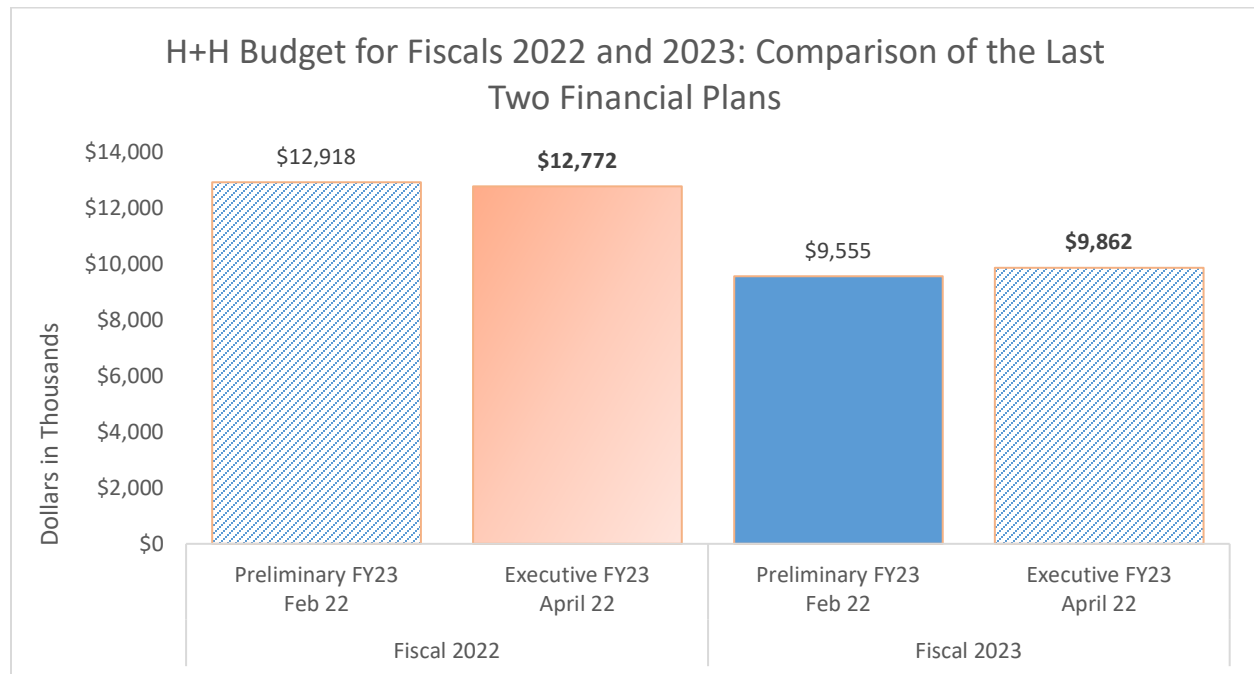
- Details on B-HEARD expansion and capacity
- Public Health Corps
- Street Health Outreach and Wellness Vans (SHOW)

H+H Budget Overview

On April 26, 2022, the Administration released the Executive Financial Plan for Fiscal 2022-2026 (Executive Plan) with a proposed budget for Fiscal 2023 of \$99.7 billion. This report offers a review of the NYC Health + Hospitals (H+H) Fiscal 2023 Executive Budget, including proposed budget actions taken in the Executive Plan. For additional information on H+H’s budget, please refer to the Fiscal 2023 Preliminary Budget report at: <https://council.nyc.gov/budget/wp-content/uploads/sites/54/2022/03/HH.pdf>

H+H’s projected Fiscal 2023 budget totals \$9.9 billion, of which \$1 billion is operating subsidy from the City. This \$1 billion represents one percent of the City’s proposed Fiscal 2023 budget in the Fiscal 2023 Executive Plan. H+H’s proposed Fiscal 2022 budget is \$12.8 billion, or 1.1 percent, less than the agency’s Fiscal 2022 Preliminary Budget (\$12.9 billion).

H+H’s Fiscal 2023 budget increased by \$307 million (3.2 percent), from the Preliminary Plan (\$9.6 billion). The increase is the result of a number of actions taken, most significant of which are: \$200 million for Test and Trace (T2), \$18.3 million for the B-HEARD program, \$4 million for the expansion of Lifestyle Medicine, and \$19.3 million for the Street Health Outreach and Wellness (SHOW) Vans, as outlined in Mayor Adams’ Subway Safety Plan.¹



Personal Services and Headcount

In the Executive Plan, funding for H+H’s personal services (all agency staffing related expenses) comprise \$3.4 billion or 27 percent of the agency’s total Fiscal 2022 plan. This number decreases to \$3.3 billion or 33 percent in Fiscal 2023.

¹ <https://www1.nyc.gov/assets/home/downloads/pdf/press-releases/2022/the-subway-safety-plan.pdf>

H+H FY 2023 Executive Financial Plan

Table 1: H+H FY 2023 Executive Financial Plan					
<i>Numbers in Millions</i>	Projected 2022	Projected 2023	Projected 2024	Projected 2025	Projected 2026
OPERATING REVENUES					
<u>Third Party Revenue</u>					
Medicaid	\$2,447	\$2,554	\$2,596	\$2,641	\$2,666
Medicare	1,489	1,513	1,482	1,496	1,481
Other Managed Care	459	456	473	490	494
Supplemental Medicaid	2,987	1,919	1,297	1,297	1,297
<i>Disproportionate Share Hospital (DSH)</i>	<i>1,989</i>	<i>1,438</i>	<i>816</i>	<i>816</i>	<i>816</i>
<i>Other Supplemental Payments</i>	<i>998</i>	<i>482</i>	<i>482</i>	<i>482</i>	<i>482</i>
Subtotal: Third Party Revenue	\$7,382	\$6,442	\$5,848	\$5,294	\$5,939
<u>Other Revenue</u>					
City Services	\$2,348	\$1,077	\$912	\$911	\$874
Grants and Other	882	1,036	1,069	753	537
Subtotal: Other Revenue	\$3,230	\$2,113	\$1,981	\$1,664	\$1,411
<u>Strategic Initiatives</u>					
Supplemental Medicaid Programs	\$1,540	\$650	\$650	\$650	\$650
Federal & State Charity Care	-	-	62	62	62
Revenue Cycle and Managed Care	338	338	338	338	338
Service Line Improvements	62	62	62	62	62
Value-Based Payments	51	51	51	51	51
Growth	134	184	234	234	234
Subtotal: Strategic Initiatives	\$2,125	\$1,285	\$1,397	\$1,397	\$1,397
TOTAL OPERATING REVENUES	\$12,737	\$9,840	\$9,225	\$8,984	\$8,747
EXPENSES					
Personal Services	\$3,405	\$3,299	\$3,376	\$3,394	\$3,463
Fringe Benefits	1,900	1,745	1,775	1,714	1,748
Affiliations	1,495	1,515	1,575	1,630	1,679
Other Than Personal Services	5,972	3,303	2,742	2,740	2,809
Subtotal: Expense	\$12,772	\$9,862	\$9,468	\$9,479	\$9,671
<u>Strategic Initiatives</u>					
System Efficiencies	\$20	\$20	\$20	\$20	\$20
Restructuring and Personnel	10	20	235	310	385
Subtotal: Strategic Initiatives	\$30	\$40	\$255	\$330	\$405
TOTAL OPERATING EXPENSES	\$12,742	\$9,822	\$9,213	\$9,149	\$9,266
TOTAL OPERATING INCOME/(LOSS)	(\$5)	\$18	\$12	(\$165)	(\$519)
OPENING CASH BALANCE	\$737	\$732	\$751	\$763	\$599
CLOSING CASH BALANCE	\$732	\$751	\$763	\$599	\$80

Funding Sources

H+H operates on a cash basis, recognizing revenues and reporting expenses as they occur, rather than employing the financial projections common to other City agencies. H+H generally prefers the cash-basis accounting method because it allows the health system to recognize income when H+H actually receives the money. H+H, therefore, does not recognize invoiced income as an asset until the payment is in hand. The system applies the same approach to debts, only recognizing incurred expenses once they are paid. This accounting method provides a real-time assessment of the agency's current cash flow.

The \$1 billion that H+H is proposed to receive in Fiscal 2023 from the City is largely financed by City funds as well as state, federal and Intra-City funding. In the current financial plan, H+H’s primary funding source is federal funding, which comprises of 64 percent (\$1.72 billion) of H+H’s total funding in the current fiscal year, up from the 25 percent (\$278.3 million) of H+H’s budget financed by federal funding in the Adopted 2022 budget. Federal funding comprises less than one percent (\$1.38 million) of the Department’s Executive Plan for Fiscal 2023. This variance is the result of a large tranche of federal COVID relief funding that was added in the current fiscal year post-adoption. These funds may be rolled in Fiscal 2023 if they are not expended in the current fiscal year.

The \$706 million increase in H+H’s Fiscal 2022 and \$360 million increase in its Fiscal 2023 budget between the 2023 Preliminary Budget and the 2023 Executive Plan is primarily the result of modifications to City and federal funding. These changes include:

Federal Funding

Federal funding increases by \$722 million in Fiscal 2022 decreasing by \$880,000 in Fiscal 2023 when compared to the Preliminary Plan.

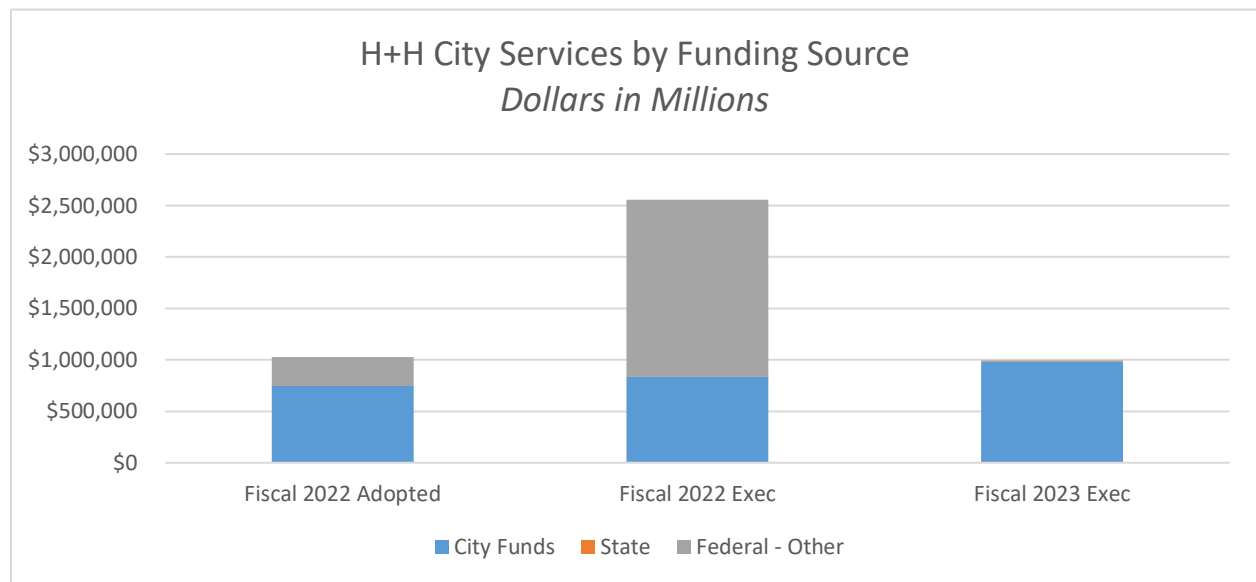
State Funding

State funding remains unchanged in Fiscal 2023 when compared to the Preliminary Plan.

City Funding

City funding increases by \$360.7 million in Fiscal 2023 when compared to the Preliminary Plan.

See Appendix A for a complete list of all changes reflected in H+H’s Fiscal 2022 and 2023 budgets since adoption.



<i>Dollars in Thousands</i>	2022	Executive Plan		*Difference
	Adopted	2022	2023	2022 - 2023
Funding				
City Funds	\$746,594	\$835,051	\$986,806	\$240,212
State	1,380	1,380	1,380	\$0
Federal – Other	278,251	1,718,900	1,380	(\$276,870)
Intra-City	80,826	131,577	87,680	\$6,854
TOTAL	\$1,107,052	\$2,686,909	\$1,077,247	(\$29,804)

**The difference of Fiscal 2022 Adopted Budget compared to Fiscal 2023 Executive Budget.*

Program Area Budgets

H+H does not have a program area budget.

Changes Since the Preliminary Budget by Spending Type

At each financial plan an agency will submit changes to its budget from the prior plan. These changes are comprised of new needs that have not previously been included in their budget, other adjustments to existing spending (these adjustments can involve adding additional funding or removing funding), savings programs which provide additional resources either through reduced spending or increased revenue, and savings restorations which include the restoration of expenditures that had been reduced in prior financial plans.

The summary of all changes made to H+H's financial plan since adoption can be found in Appendix A.

New Needs

H+H's Executive Budget includes a reduction of \$12.2 million in Fiscal 2022 and an increase of \$241 million related to new needs in four areas.

- Test & Trace (T2)** (\$200 million in Fiscal 2023 only). The Executive Plan includes \$200 million for the Test and Trace program in Fiscal 2023. H+H manages the NYC Test & Trace Corps (T2), a citywide collaboration that seeks to reduce the spread of COVID. The program is comprised of three distinct parts: test, trace and take care. First, the program set up more than 200 testing sites for New Yorkers to get free COVID-19 rapid, PCR and Antibody tests. Second, H+H hired Contact Tracers to connect with COVID-19 positive New Yorkers and find out who they were in contact with in order to provide these potentially infected people with the information necessary to reduce the spread of COVID-19. Lastly, H+H set up isolation hotels and other services to ensure exposed or positive cases can isolate appropriately. As the State lifted the requirement to have contact tracing, the contact-tracing program began shutting down at the end of February 2022.
- B-HEARD - Subway Safety Plan** (\$20.5 million reduction in Fiscal 2022, \$18.3 million in Fiscal 2023 and outyears). Prior to the Executive Plan, funding for B-HEARD was allocated for Fiscal 2022 only. The Executive Plan includes funding for the program for Fiscal 2023 and the outyears, with an expansion into new areas of central Brooklyn, as well as south

Bronx, and eastern Queens. Additional details for the number of precincts in the Fiscal 2023 expansion are not available currently.

- **Lifestyle Medicine Expansion** (\$4 million in Fiscal 2023, \$5.6 million in Fiscal 2024, \$4.7 million). The Lifestyle Medicine Expansion will provide patients living with chronic disease the tools to make healthy lifestyle changes, included providing them with access to plant-based diet resources. Modeled off the Plant-Based Lifestyle Medicine Program at NYC Health + Hospitals/Bellevue, the expansion will serve qualifying NYC Health + Hospitals adult patients at Jacobi, Lincoln, Woodhull, Kings County, and Elmhurst hospitals, as well as Gotham Health, Vanderbilt.
- **Street Health Outreach and Wellness (SHOW) Vans - Subway Safety Plan** (\$8.3 million in Fiscal 2022, \$19.3 million in Fiscal 2023, and \$13.7 million in the outyears). The Street Health Outreach & Wellness program, or SHOW, is a new model of mobile units from H+Hs aimed at providing COVID-19 tests and vaccinations, wound care, basic material necessities, and harm reduction services to New Yorkers who are unsheltered.

Other Adjustments

H+H's Executive Budget includes an increase of \$718 million in Fiscal 2022 and \$118 million in Fiscal 2023 in other adjustments. Some of the major adjustments include the following.

- **Federal Emergency Management Assistance Funding** (\$345 million in Fiscal 2022). The Fiscal 2022 Budget increases by \$345 million due to additional FEMA funding in Fiscal 2022.
- **American Rescue Plan Reallocation** (\$50.9 million in Fiscal 2022). H+H's Fiscal 2022 budget increases by \$50.9 million because of a reallocation of ARP funding from other areas of the budget.
- **Supplemental Medicaid Adjustment** (\$73.1 million in Fiscal 2022, \$109.6 million in Fiscal 2024). An increase of \$73.1 million in Fiscal 2022 growing to \$109.6 million in the outyears for an adjustment to supplemental Medicaid payments.
- **Public Health Corps** (Reduction of \$81 million in Fiscal 2022 and increase of \$9.3 million in Fiscal 2023). An \$81 million reduction for the Public Health Corp in the current fiscal year, and a \$9.3 million increase in Fiscal 2023.

Savings Program

N/A

Savings Restorations

N/A

Fiscal 2023 Preliminary Budget Response

In the Fiscal 2023 Preliminary Budget Response (Budget Response)², the Council identified several areas of concern relating to H+H. Below the Council's proposals are discussed and an analysis of how they were addressed in the Executive Plan.

- Expand Behavioral Health Emergency Assistance Response Division (B-HEARD).** The Council called on the Administration to provide an additional \$61 million to expand the B-HEARD program. This program teams Emergency Medical Technicians (EMTs) and paramedics with mental health professionals (social workers) from New York City Health + Hospitals, dispatching them as first responders for situations involving people experiencing mental health emergencies. B-HEARD teams operate seven days a week, sixteen hours a day and are trained to de-escalate emergencies and provide immediate care. These teams are trained to address suicidal ideation, substance misuse, and mental health conditions. B-HEARD teams provide emergency medical care and call for an ambulance transport, if necessary.

B-HEARD was launched in June 2021 in northern Manhattan. It was expanded in November 2021, to five additional precincts in the area. In March 2022, the program was expanded into additional parts of Manhattan and the South Bronx, covering nine precincts. The Executive Plan includes \$55 million in Fiscal 2023 for B-HEARD. The additional funding will allow for program expansion into central Brooklyn, eastern Queens, and more areas in the South Bronx in the next fiscal year.

- Increase Mental Health Supports and Outreach Services for Unhoused Individuals.** In its Response, the Council called on the Administration to provide an additional \$11.5 million to increase mental health support and outreach for unhoused individuals. The Executive Plan includes \$19.3 million in Fiscal 2023 for Street Health Outreach and Wellness vans.

Despite the increased funding added for certain programs, there are still some essential programs that did not receive additional support in the Executive Plan. Inadequate or no funding was added in some of the areas highlighted by the City Council in its response to the Mayor's Preliminary Fiscal 2023 Financial Plan.

Response Priorities	Amount Requested	Amount in the Exec Budget
Expand B-HEARD	\$61 Million	\$55.3 Million
Hospital Fund	\$45,000,000	\$0
Increase Mental Health Supports and Outreach Services for Unhoused Individuals	\$11,500,000	\$19,300,000

- Expand B-HEARD.** The Council's response to the Mayor's Preliminary Fiscal 2023 Financial Plan called for expansion of the program to respond to mental health emergencies. The Council requested an increase from the current funding level of \$50.4 million to \$61

² The full response can be found at: <https://council.nyc.gov/budget/wp-content/uploads/sites/54/2020/04/Fiscal-2021-Budget-Response-Letter-to-Mayor-de-Blasio.pdf>.

million, to support the expansion to new precincts. The Administration added \$55 million in the Executive Plan, and stated the program will be expanding to three new areas in the City, but has not yet provided information on how many precincts will be included in the expansion. It is also unclear if the additional funding will bolster operations in areas the program currently operates, or only expand to new precincts.

- **Hospital Fund.** The Council’s Budget Response called on the Administration to include an additional \$45 million to create a fund that supports hospitals in geographically isolated communities and for H+H facilities with high patient volumes. The Executive Plan does not include any funding for this initiative.
- **Increase Mental Health Supports and Outreach Services for Unhoused Individuals.** The Council’s Response to the Preliminary Budget called on the City to expand services to include health services for unhoused LGBTQIA+ individuals, such as Pre-Exposure Prophylaxis (PrEP), post-exposure prophylaxis (PEP), and condom distribution, as well as referrals to H+H’s LGBTQIA+ outreach workers. The Executive Plan includes an additional \$8.3 million in the current fiscal year, \$19.3 million in Fiscal 2023 and \$13.7 million in the outyears for the SHOW vans, but does not specify how these vans will provide the health services the Council outlined in its Response.

Federal and State Budget Risk

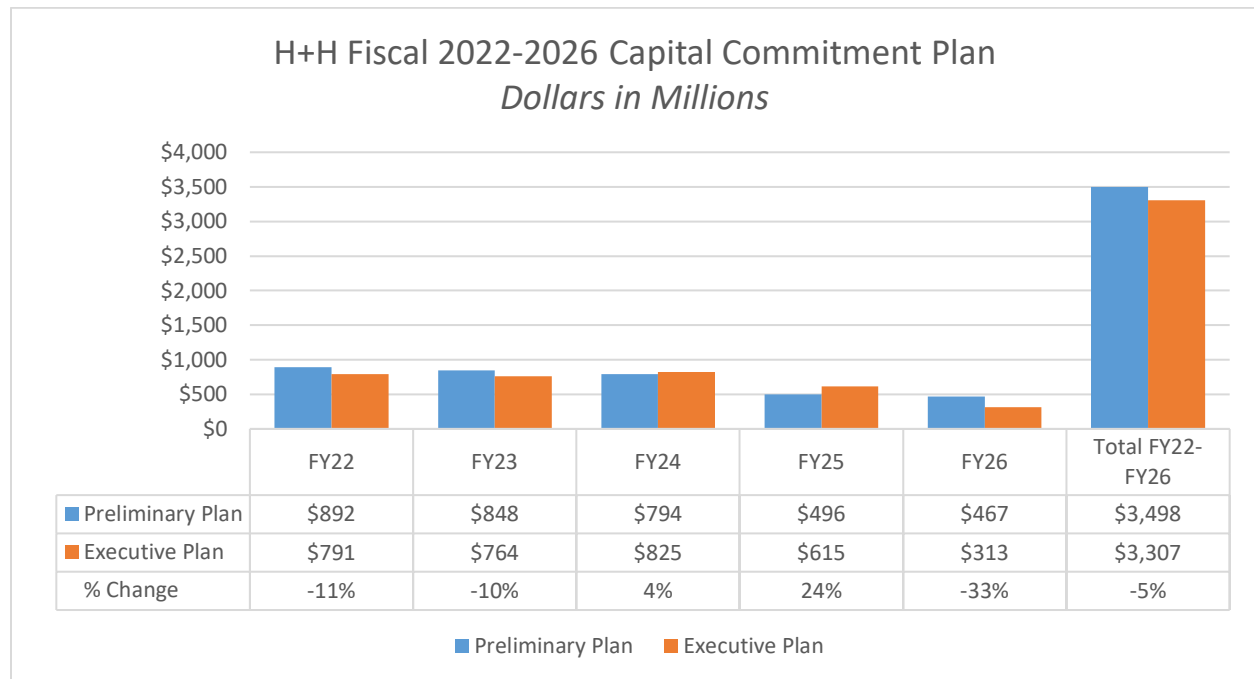
- **Distressed Sales Tax Intercept.** The 2022-2023 State Enacted Budget withholds New York City’s sales tax distribution by \$150 million annually for the next two years. The withheld amount is to be placed in a State fund for financially distressed hospitals and nursing home facilities. While this is a decrease from the \$250 million proposed originally in the State’s Executive Budget, there is still concern that none of these withheld funds will be allocated to H+H facilities. H+H facilities often serve uninsured populations and those with the least ability to pay for services. While the distribution of funds to distressed hospitals is an admirable goal, the funds should be allocated to facilities that need it the most.

Capital Budget

H+H’s capital program is presented in the Executive Capital Commitment Plan for Fiscal 2022-2026 (Commitment Plan) and the Fiscal 2023 Executive Capital Budget.

H+H’s commitments for Fiscal 2022 through 2026 as presented in the Commitment Plan total \$3.3 billion, \$191 million less (five percent) than the total for the same period presented in the Preliminary Capital Commitment Plan released in February. H+H’s planned commitment comprise 3.5 percent of the City’s total \$94.8 billion Fiscal 2022 through 2026 plan.

H+H Fiscal 2022-2026 Capital Commitment Plan



The amount of commitments planned for each year of the plan period is relatively uniform, with 23.9 percent of the entire planned expenditure in the current year, 23.1 percent in Fiscal 2023, and 24.9, 18.6, and 9.5 in Fiscals 2024, 2025 and 2026 respectively.

Capital Highlights

- **Corporate-Wide Reconstruction as a Result of Sandy.** The Executive Capital Commitment Plan includes \$323 million for the system-wide reconstruction on projects related to Superstorm Sandy. This amount is unchanged from the Preliminary Plan, with \$17.2 million originally allocated in each of Fiscal 2022 and Fiscal 2023, pushed into Fiscal 2024.
- **Gotham - Far Rockaway Primary Care Center.** The Executive Capital Commitment Plan includes an additional \$30 million for the construction of a primary care center in Far Rockaway. Of this funding, \$1.2 million is included in Fiscal 2023 and the remaining \$28.8 million in Fiscal 2024.
- **Kings County - Newborn Intensive Care Unit (NICU) Renovation.** The Executive Capital Commitment Plan includes an additional \$11.9 million in Fiscal 2023 for the renovation of the Newborn Intensive Care Unit (NICU) at Kings County Hospital Center.
- **Coney Island Hospital - Integrated Women's Health.** The Executive Capital Commitment Plan includes an additional \$11.9 million in Fiscal 2023 for the renovation of the Obstetrics and Gynecology Department at Coney Island Hospital.
- **Woodhull Hospital - Labor & Birthing Suite Renovation.** The Executive Capital Commitment Plan includes an additional \$11 million in Fiscal 2023 for the renovation of the labor and birthing suite at Woodhull Hospital.

Appendix A: Budget Actions since Fiscal 2022 Adoption – City Services

<i>Dollars in Thousands</i>	FY22			FY23		
	City	Non-City	Total	CITY	Non-City	Total
Fiscal 2022 Adopted Plan	\$746,594	\$360,457	\$1,107,051	\$615,515	\$ 83,946	\$699,461
New Needs						
SHOW - Street Homeless Outreach and Wellness	\$4,352	\$0	\$4,352	\$0	\$0	\$0
Test and Trace	7,000	0	7,000	0	0	0
Correctional Health Services Vaccine Incentives	342	0	342	0	0	0
Hurricane Ida Relief	1,500	0	1,500	0	0	0
Key to NYC Canvassing	10,000	0	10,000	0	0	0
Maternal Med and OB Sim	3,004	0	3,004	3,004	0	3,004
Total, New Needs	\$26,198	\$0	\$26,198	\$3,004	\$0	\$3,004
Other Adjustments						
Energy Personnel	\$0	\$825	\$825	\$0	\$0	\$0
H+H Collective Bargaining	7,441	0	7,441	7,556	0	7,556
H+H DOHMH Transfer	183	0	183	0	0	0
IC W/ H+H	0	786	786	0	786	786
IC W/ H+H - CHS Program	0	2,098	2,098	0	0	0
IC W/ H+H - HIV Testing	0	3,125	3,125	0	0	0
IC W/ H+H – MHQIN	0	612	612	0	0	0
IC W/ H+H - NFP Program	0	96	96	0	0	0
IC W/ H+H – Pharmaceuticals	0	3,178	3,178	0	0	0
IC W/ H+H -Centering Parenting	0	105	105	0	0	0
Immigrant Health Initiative	73	0	73	0	0	0
OTPS SHIFTS	0	9,151	9,151	0	0	0
ExCEL Projects Round 1	0	833	833	0	0	0
CMS Hospital Responder Program	2,500	0	2,500	0	0	0
ARP Adjustment	0	66	66	0	0	0
DOITT FY22 Put Up	0	13,441	13,441	0	0	0
H+H Roll FY22 002	0	47,386	47,386	0	0	0
HEALTH + HOSP MED	0	4,500	4,500	0	0	0
IC W/ H+H – AOT	0	698	698	0	0	0
IC W/ H+H - EHACE Metropolitan	0	110	110	0	0	0
IC W/ H+H – InquisitHealth	0	300	300	0	0	0
IC W/ H+H - Lincoln Asthma Cas	0	102	102	0	0	0
IC W/ H+H - NRU Program	0	1,119	1,119	0	0	0
IC W/ H+H - Right Source	0	1,183	1,183	0	0	0
IC W/ H+H - Woodhull Asthma	0	102	102	0	0	0
IC W/H+H – Pharmaceuticals	0	8,358	8,358	0	0	0
IC W/H+H - Right Source	0	680	680	0	0	0
IC W/H+H - Right Sourcing	0	67	67	0	0	0
IC W/H+H- Right Source	0	74	74	0	0	0
IC/ - FEMA CIEI	0	5,064	5,064	0	0	0
IC/ - FEMA CIEI – Bell	0	14,938	14,938	0	0	0
IC/ - FEMA T2	0	303,777	303,777	0	0	0
IC/ W FEMA - FY21 Vax	0	19,508	19,508	0	0	0
Mental Health Teams (Funding Adjustment)	21,000	(41,000)	(20,000)	0	0	0
Supplemental Medicaid Adj	50,000	0	50,000	0	0	0
Tech Adj 1	0	565	565	0	0	0
To/From FEMA VAX	0	176	176	0	0	0
Mental Health Continuum	1,694	0	1,694	0	0	0
Mental Health at DV Shelters	0	1,647	1,647	0	6,588	6,588
FY22 HHC Medical Consultations	0	3,499	3,499	0	0	0

<i>Dollars in Thousands</i>	FY22			FY23		
	City	Non-City	Total	CITY	Non-City	Total
FY22_Bell_Q_1	0	812	812	0	0	0
H+H - Colorectal Cancer	0	50	50	0	0	0
H+H increase	0	2,588	2,588	0	0	0
IC/ - UASI FY21 M	0	28	28	0	0	0
Support for Prsns in Sex Trade	\$35	\$0	\$35	\$0	\$0	\$0
T/ - FEMA Surge	0	354,263	354,263	0	0	0
Total Other Adjustment	\$82,926	\$764,910	\$847,836	\$7,556	\$7,374	\$14,930
Grand Total	\$109,124	\$764,910	\$874,034	\$10,560	\$7,374	\$17,934
Fiscal 2023 Prelim Plan	\$855,718	\$1,125,367	\$1,981,085	\$626,075	\$ 91,320	\$717,395
New Needs						
B-HEARD - Subway Safety Plan	(\$20,488)	\$0	(\$20,488)	\$18,258	\$0	\$18,258
Lifestyle Medicine Expansion	0	0	0	3,971	0	3,971
Street Health Outreach and Wellness Vans - Subway Safety Plan	8,300	0	8,300	19,300	0	19,300
Test & Trace	0	0	0	200,000	0	200,000
Total, New Needs	(\$12,188)	\$0	(\$12,188)	\$241,529	\$0	\$241,529
Other Adjustments						
American Rescue Plan Adjustment	\$0	\$880	\$880	\$0	(\$880)	(\$880)
ARP Reallocation	0	50,881	50,881	0	0	0
Crisis Management System Hospital Responder Program	350	0	350	0	0	0
FY22_HHC_Q_1-2	0	5	5	0	0	0
FY22Music for Soul-HHC-MOME	0	51	51	0	0	0
IC W H+H – Cerner	0	2,933	2,933	0	0	0
IC W/ H+H - CHS Program	0	372	372	0	0	0
IC W/ H+H - COVID-19	0	52	52	0	0	0
IC W/ H+H – Pharmaceuticals	0	233	233	0	0	0
IC W/ H+H - Right Source	0	357	357	0	0	0
IC W/H+H-Pharmaceuticals	0	50	50	0	0	0
IC/ - Tech Adj 05	0	318,434	318,434	0	0	0
IC/ - UASI FY21 M2		(28)	(28)		0	0
Office of Economic Opportunity Funding Adjustment	0	0	0	346	0	346
Public Health Corps Roll	(81,929)	0	(81,929)	9,256	0	9,256
Supplemental Medicaid Adjustment	73,100	0	73,100	109,600	0	109,600
T/ - DOH ELC		6,868	6,868		0	0
T/ - FEMA		345,211	345,211		0	0
T/ - FEMA CIEI – Bell		192	192		0	0
Total Other Adjustment	(\$8,479)	\$726,491	\$718,012	\$119,202	(\$880)	\$118,322
Grand Total	(\$20,667)	\$726,491	\$705,823	\$360,731	(\$880)	\$359,851
Fiscal 2023 Exec Plan	\$835,051	\$1,851,858	\$2,686,909	\$986,806	\$90,440	\$1,077,246