

THE COUNCIL OF THE CITY OF NEW YORK

Hon. Corey Johnson
Speaker of the Council

Hon. Daniel Dromm
Chair, Finance Committee

Hon. Stephen T. Levin
Chair, General Welfare Committee



Report to the Committee on Finance and the Committee on General Welfare on the Fiscal 2021 Executive Plan, the Fiscal 2021 Executive Capital Budget, and Fiscal 2021 Executive Capital Commitment Plan for the

Human Resources Administration

May 10, 2021

Finance Division

Julia K. Haramis, Financial Analyst
Dohini Sompura, Unit Head

Latonia McKinney, Director
Regina Poreda Ryan, Deputy Director

Paul Scimone, Deputy Director
Nathan Toth, Deputy Director


Human Resources Administration Overview

This report presents a review of the Human Resources Administration’s (HRA) \$11 billion Fiscal 2022 Executive Budget. The section below presents an overview of HRA’s budget followed by a review of the significant budget actions introduced in the Fiscal 2022 Executive Budget. Then there is a discussion of the proposals the Council made in its Fiscal 2022 Preliminary Budget Response and the agency’s budget risks. Analysis and highlights of HRA’s Ten-Year Capital Strategy for Fiscal 2022-2031, the Fiscal 2021-2025 Capital Plan, and the Fiscal 2022 Executive Capital Budget follow the discussion of the expense budget. For additional information on HRA’s budget and program areas, please refer to the Fiscal 2022 Preliminary Budget Report for HRA.¹

Overall, HRA’s Fiscal 2022 Executive Budget is \$1.6 billion, or 16.8 percent, larger than the agency’s Fiscal 2021 Adopted Budget and \$420.6 million, or four percent, larger than the current Fiscal 2021 Budget. The Fiscal 2022 Executive Plan (the Executive Plan) reflects a net increase to HRA’s budget of \$926.9 million, or 9.2 percent, since the Fiscal 2022 Preliminary Plan (the Preliminary Plan). The most significant contributions to the increase are the addition of \$168 million in federal funding for the agency’s rental assistance program and a \$503.5 million net increase in City funding for Medicaid.



HRA’s Fiscal 2022 Executive Budget totals \$11 billion, with Personal Services (PS) spending totaling \$877.7 million, or eight percent, and Other Than Personal Services (OTPS) spending totaling \$10.1 billion, or 92 percent. As shown in the below graph, 57 percent of HRA’s budget, or \$6.3 billion, constitutes the City’s Medicaid expenditures, which largely represent the local share of benefit costs paid to the State.



¹ The Council of the City of New York, “Report of the Finance Division on the Fiscal 2022 Preliminary Plan”, March 17, 2021, see: <https://council.nyc.gov/budget/wp-content/uploads/sites/54/2021/03/HRA.pdf>.

The succeeding Financial Summary table shows HRA's budget since Fiscal 2019 and compares the Fiscal 2022 Executive Budget to the Fiscal 2021 Adopted Budget. As shown, HRA's Fiscal 2022 Executive Budget is \$1.6 billion larger than its Fiscal 2021 Adopted Budget. Since adoption of the Fiscal 2021 Budget, financial plan changes have increased HRA's Fiscal 2022 Budget by \$978.6 million. See Appendix A for a list of budget actions introduced in the November 2020, Preliminary, and Executive Plans. HRA's current Fiscal 2021 Budget is \$10.6 billion, \$796.5 million, or 8.4 percent, greater than its budget at its adoption. Notably, Homeless Prevention is a new program area, initially added in the Preliminary Plan, and it encompasses programs previously classified in the Public Assistance Support Grants program area. As of the Executive Plan, the funding has been shifted to the new program in the current modified Fiscal 2021 budget and in Fiscal 2022.

HRA Financial Summary						
<i>Dollars in Thousands</i>	2019	2020	2021	Executive Plan		*Difference
	Actual	Actual	Adopted	2021	2022	2021-2022
Spending						
Personal Services	\$821,041	\$833,712	\$865,765	\$856,536	\$877,722	\$11,957
Other Than Personal Services	9,422,066	9,722,234	8,566,650	9,740,295	10,139,743	1,573,094
TOTAL	\$10,243,107	\$10,555,946	\$9,432,414	\$10,596,831	\$11,017,465	\$1,585,051
Budget by Program Area						
HIV and AIDS Services	\$305,372	\$330,623	\$274,769	\$307,183	\$322,312	\$47,543
Legal Services	161,555	184,730	199,033	195,701	197,191	(1,842)
Food Assistance Programs	21,513	71,688	20,968	21,051	24,011	3,043
Food Stamp Operations	80,996	85,993	73,808	74,652	73,627	(181)
Medicaid - Eligibility and Admin	93,185	92,964	109,682	109,684	109,964	282
Medicaid and Homecare	6,107,515	6,312,593	5,271,395	6,173,195	6,451,535	1,180,139
Homeless Prevention	0	0	0	409,707	427,904	427,904
Subsidized Employment and Job Training	107,707	103,905	156,289	90,101	173,346	17,058
General Administration	446,534	463,785	472,295	514,683	536,621	64,326
Office of Child Support Enforcement	63,204	61,796	65,670	69,687	68,241	2,571
Adult Protective Services	55,603	54,886	62,444	62,444	60,955	(1,489)
CEO Evaluation	5,050	5,028	13,457	8,975	2,914	(10,543)
Domestic Violence Services	150,424	160,592	157,768	157,746	153,314	(4,453)
Employment Services Administration	24,793	25,793	31,941	33,687	33,255	1,314
Employment Services Contracts	151,923	135,809	126,836	140,196	153,031	26,195
Public Assistance and Employment Admin	260,140	282,882	251,743	289,325	257,784	6,040
Public Assistance Grants	1,554,437	1,505,824	1,627,950	1,604,337	1,650,650	22,700
Public Assistance Support Grants	385,275	401,416	271,917	24,915	23,136	(248,781)
Home Energy Assistance	38,219	37,201	23,675	44,168	39,675	16,000
Information Technology Services	116,054	126,949	85,350	129,968	122,015	36,665
Investigation and Revenue Admin	67,519	67,303	81,477	81,477	82,037	560
Substance Abuse Services	46,091	44,186	53,948	53,948	53,948	0
TOTAL	\$10,243,107	\$10,555,946	\$9,432,414	\$10,596,831	\$11,017,465	\$1,585,051
Funding						
City Funds	\$8,117,325	\$8,431,217	\$7,157,522	\$7,879,636	\$8,463,442	\$1,305,920
Other Categorical	265	0	250	1,722	0	(250)
State	623,040	620,085	727,232	762,952	779,115	51,883
Federal - Community Development	0	1	50,000	50,407	0	(50,000)
Federal - Other	1,486,076	1,491,649	1,487,343	1,891,671	1,764,841	277,498
Intra-city	16,401	12,993	10,067	10,443	10,067	0
TOTAL	\$10,243,107	\$10,555,945	\$9,432,414	\$10,596,831	\$11,017,465	\$1,585,051
Budgeted Headcount						
Full-Time Positions	12,614	12,330	13,657	12,781	13,618	(39)
Full-Time Equivalent Positions	64	190	8	8	8	0
TOTAL	12,678	12,520	13,665	12,789	13,626	(39)

*The difference of Fiscal 2021 Adopted compared to Fiscal 2022 Executive Budget.

Source: The Office of Management and Budget

Program Areas

The preceding table breaks HRA's budget out by its 22 program areas. Changes planned for HRA's budget in Fiscal 2022 impact nearly every program area. Below is a discussion of the most significant program area funding changes, which are the last column of the table comparing the Fiscal 2021 Adopted Budget to the Fiscal 2022 Budget as of the Executive Plan.

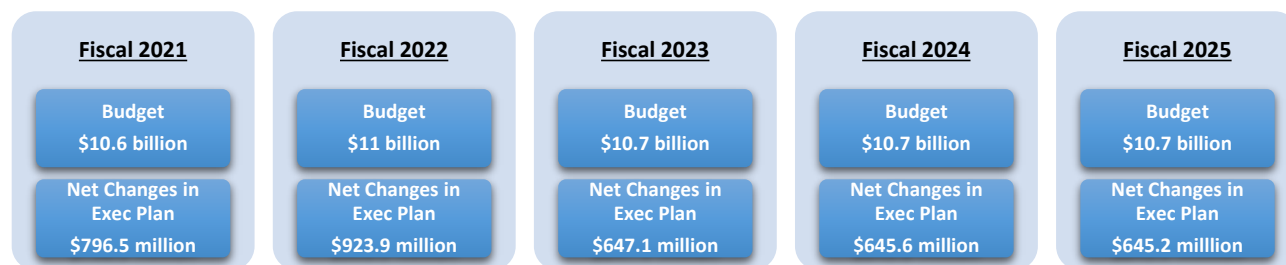
- **Medicaid and Homecare.** The Fiscal 2022 Budget for this program area increases by \$1.2 billion when compared to the Fiscal 2021 Adopted Budget, \$676.6 million of this increase comes from previously scheduled changes for Fiscal 2022. The additional \$503.5 million increase is from changes to Medicaid in the Executive Plan for Fiscal 2022 that relate to Health + Hospital (H+H) Medicaid payments that flow through HRA's budget, as detailed in the other adjustments section below. The budget increase does not indicate a change in service levels.
- **Homeless Prevention.** The Fiscal 2022 Budget for this program area increases by \$427.9 million when compared to the Fiscal 2021 Adopted Budget. Much of the increase is due to transfer of funding into the new program area, rather than actual adjustments to funding levels. In addition to the funds transferred to the Homeless Prevention program area, there is a \$180.3 million increase which is largely from the addition of \$168 million to support HRA's rental assistance programs, \$7.4 million to move Single Room Occupancy (SRO) contracts from Department of Homeless Service (DHS) to HRA, and \$4.7 million for the Master Lease program.
- **Public Assistance Support Grants.** The Fiscal 2022 Budget for this program area decreases by \$248.8 million when compared to the Fiscal 2021 Adopted Budget. Nearly all of the decrease is due to the establishment of the Homeless Prevention program area which shifted much of the funding out of this program area, as detailed above.
- **General Administration.** The Fiscal 2022 Budget for General Administration increases by \$64.3 million when compared to the Fiscal 2021 Adopted Budget and is the net impact of \$27.7 million in previously scheduled net decreases for Fiscal 2022 and \$92 million in new needs and other adjustment added in the Executive Plan. The Executive Plan actions, which are further discussed in the next section, include security and cleaning contract prevailing wage increases, several initiatives related to mental health, case management services for cluster site clients, information technology (IT) costs, a program to combat housing discrimination, immigrant affairs initiatives, media campaigns on ranked choice voting and participatory budgeting, COVID-19 expenses, emergency food assistance, and lease adjustments.
- **HIV and AIDS Services.** The Fiscal 2022 Budget for this program area increases by \$47.5 million when compared to the Fiscal 2021 Adopted Budget. Most of the increase relates to a new need in the Executive Plan that adds \$47.9 million in funding in Fiscal 2022 to the HIV and AIDS Services (HASA) program area for SRO housing units, as detailed in the next section.

New in the Executive Plan

The Executive Plan increase HRA's Fiscal 2021 Budget by \$796.5 million and its Fiscal 2022 Budget by \$923.9 million, as shown in the following table. There are no savings in the Executive Plan for HRA and there is a single savings restoration. The following table illustrates the budget for each

year in the Executive Plan, along with the net changes reflected in the Executive Plan. The major changes in the Executive Plan are further detailed below.

Fiscal 2022 Executive Plan



Changes by Funding Source

Funding source changes in the Executive Plan are illustrated in the bottom section of the table on page 2. The last column of that table compares the Fiscal 2021 Adopted Budget to the Fiscal 2022 Budget as of the Executive Plan. Funding source changes are detailed below.

Federal Funding

Federal funding increases by \$227.5 million in Fiscal 2022 when compared to the Fiscal 2021 Adopted Budget, largely due to the infusion of federal pandemic aid reflected in the Executive Plan. The most significant addition is \$168 million for rental assistance. In total, for Fiscal 2021-2025, the Executive Plan adds \$523.1 million in federal pandemic aid to HRA's budget, with \$17.8 million from the Coronavirus Aid, Relief, and Economic Security (CARES) Act² and \$505.3 million from the American Rescue Plan (ARP)³. In the Executive Plan, federal pandemic aid funding in Fiscal 2021 is \$187.3 million, in Fiscal 2022 is \$254.2 million, in Fiscal 2023 is \$28.8 million, in Fiscal 2024 is \$23.9 million, and in Fiscal 2025 is \$28.8 million. The Executive Plan recognizes \$5.3 million in CARES funding in Fiscal 2021 for the agency's COVID-19 related expenses which include IT, plexiglass, personal protective equipment (PPE), and other OTPS items.

State Funding

State funding increases by \$51.8 million in Fiscal 2022 when compared to the Fiscal 2021 Adopted Budget, of this amount \$26.3 million is added in the Executive Plan. Significant State funding increases in the Executive Plan include additional funding added for a prevailing wage increases in security and cleaning contracts, HASA SRO units, IT costs, the transfer of SRO contracts from the DHS to HRA, and lease adjustments.

City Funding

Fiscal 2022 City tax-levy (CTL) funding increases by \$1.3 billion when compared to the Fiscal 2021 Adopted Budget, with this increase comprising 15.4 percent of HRA's Fiscal 2022 CTL funds in the Executive Plan. Remarkably, HRA's CTL budget has grown by a sizable 18.3 percent since the adoption of the Fiscal 2021 Budget. In the Executive Plan, there is a net increase in CTL of \$618.8 million – the most significant addition is a \$503.5 million net increase related to Medicaid.

² H.R. 748, The Coronavirus Aid, Relief, and Economic Security (CARES) Act, enacted on March 27, 2020, see:

<https://www.congress.gov/116/bills/hr748/BILLS-116hr748enr.pdf>.

³ H.R. 1319, American Rescue Plan Act of 2021, Enacted March 11, 2021, see: <https://www.congress.gov/bill/117th-congress/house-bill/1319/text>.

Significant Spending Increases in the Executive Plan

The succeeding table lists the major HRA funding increases reflected in the Executive Plan, with flags on any that are baseline increases. All changes made in the Executive Plan, by change type, are listed in Appendix A. In the following section the most significant funding increases and other changes in the Executive Plan are further explored.

HRA Funding Increases in the Fiscal 2022 Executive Plan, Net Changes from all Funding Sources			
Description	Fiscal 2021	Fiscal 2022	Fiscal 2023
Access to Counsel in Housing Court *	\$0	\$23,192,000	\$23,192,000
Case Management Services for Clients in Cluster Site Conversion	3,478,407	10,722,105	0
Communities Thrive	0	975,000	1,086,000
Community Behavioral Health Academy *	0	953,773	1,512,325
Community Hubs - Vaccine and Recovery Outreach	478,276	1,247,725	0
Connections to Care TRIE Expansion *	0	4,500,000	9,000,000
Coronavirus Relief Funds for COVID-19 IT and PPE Expenses	5,306,538	0	0
DSS Realignment - SRO Contracts Moved to HRA from DHS *	0	7,418,396	7,418,396
Family Justice Centers - Contracts Moving from MOCJ to OCJ *	0	0	2,269,750
Family Violence Services *	0	1,150,000	1,150,000
Food Assistance - EFAP, MOFP, P-FRED *	12,500,000	32,045,000	4,875,000
Hart Island Capacity Study	112,000	426,000	0
HASA SRO Housing	0	47,887,324	0
Housing Anti-Discrimination *	0	2,000,000	2,000,000
HRA Cleanup Corps	0	29,000,000	0
Immigrant Affairs *	2,000,000	2,584,241	2,439,001
Indirect Cost Rate Initiative *	8,332,628	8,332,628	8,332,628
Information Technology	8,986,130	42,901,195	0
Master Lease	0	4,700,000	0
Overhead Rate Increase on Security and Cleaning Contracts	13,523,809	23,809,525	0
Ranked Choice Voting Media Campaign	1,255,500	0	0
Rental Housing Assistance Vouchers	160,700,000	168,000,000	0
Restaurant Revitalization Initiative to Subsidize Employment for Under or Unemployed	600,000	0	0
Savings Restoration of Medicaid Reimbursement	265,000,000	0	0
Supplemental Medicaid Adjustment *	185,800,000	639,500,000	579,500,000
TRIE Participatory Budgeting	0	1,585,000	0
Workforce Development	0	855,000	0
TOTAL	\$668,073,288	\$1,053,784,912	\$642,775,100

* Baseline Increase

Source: OMB

Medicaid

- Supplemental Medicaid Adjustment.** The Executive Plan reflects a CTL increase of \$185.5 million in Fiscal 2021, \$639.5 million in Fiscal 2022, and \$579.5 million in Fiscal 2023 and in the outyears for supplemental Medicaid payments. This is in addition to an increase of \$315 million in CTL in Fiscal 2021 reflected in the Preliminary Plan. The amounts are transferred from H+H to HRA, where most of the Medicaid budget is funded, to cover the City's local share of H+H Medicaid payments. The \$315 million added in the Preliminary Plan and most of the funding added in the Executive Plan are related to a new Medicaid Redesign Team II (MRT II) proposal that impacts H+H funding, with the exception of \$185 million added in the Executive Plan in Fiscal 2021 for other Medicaid initiatives at H+H. The Medicaid adjustment in the Executive Plan is based on H+H estimates for Fiscal 2022 and the subsequent years.
- Restoration of Medicaid Reimbursement.** In the Executive Plan, HRA recognizes a \$265 million CTL increase in Fiscal 2021, reversing savings reflected in prior plans for the City's

Medicaid expenses. The Families First Coronavirus Response Act, enacted on March 18, 2020, provides a 6.2 percent increase in federal matching funds known as the Federal Medical Assistance Percentage (FMAP) to States during the pandemic emergency period which currently extends through the end of calendar year 2021. This additional, or enhanced, FMAP payment is referred to as eFMAP. The Fiscal 2021 Budget recognized \$604.5 million in eFMAP savings,⁴ and the Fiscal 2022 Executive Plan reverses a portion of the City's eFMAP savings previously recognized to reflect what will actually be received in Fiscal 2021. Currently, the City has received its accrued share of eFMAP savings from the State through September 2020, and OMB is actively working to reconcile with the State on the remaining savings that are due. OMB indicated that conversations with the State are ongoing and they hope to reflect additional savings at Adoption.

- **Medicaid DSH Adjustment.** The Executive Plan reflects a CTL increase in Fiscal 2021 of \$136 million and a CTL decrease of the same amount in Fiscal 2022. This is an adjustment to the timing of a City reimbursement from the State for the City's Disproportionate Hospital Share (DSH) payment, which will be received earlier than had initially been expected. While DSH payments relate to H+H hospitals that serve a large number of Medicaid and uninsured individuals, the vast majority of the City's Medicaid budget is funded through HRA.

HRA Shelter and Housing-Related Programs

- **Rental Housing Assistance Vouchers.** The Executive Plan reflects an increase of \$160.7 million in Fiscal 2021 and \$168 million in Fiscal 2022 to fund rental assistance voucher programs, including CityFHEPS. The \$328.7 million added over two years is from ARP⁵ federal pandemic aid. The Office of Management and Budget (OMB) indicated this is the projected need and the future needs will be assessed further and additional funding will be added in a future financial plan.
- **HASA SRO Units.** The Executive Plan adds \$47.9 million in Fiscal 2022 only for the projected need for HASA SRO units in the coming fiscal year. OMB estimates that the new need in Fiscal 2022 will provide approximately 3,000 additional units per month. This increase is 71 percent funded by CTL and 29 percent funded by State revenue, brings the Fiscal 2022 budget for HASA SROs up to \$64.5 million. In Fiscal 2023, and in the outyears, the budgeted amount drops to just \$16.6 million. OMB indicated the budgeted amount for HASA SROs is assessed on an annual basis, with additional funding added as necessary, and that while the need had been steady for several years it has been increasing more recently and a baseline increase will be considered in a future financial plan if that trend continues.
- **Access to Counsel in Housing Court.** The Executive Plan adds \$23.2 million to the baseline, starting in Fiscal 2022, to fund the full expansion of the City's Access to Counsel program which provides housing-related legal assistance services to low-income individuals. The \$23.2 million is comprised of a \$7.6 million new need, which is federal funding from the Emergency Assistance to Families with Children (EAF) grant program, and a \$15.6 million other

⁴ Above details the eFMAP savings amounts reflected in HRA's budget. Additionally, in the Fiscal 2021 Executive Plan \$498 million in savings were reflected as unrestricted funds, providing general budget relief to the City. Subsequently, based on actual savings amounts provided by the State, the unrestricted savings amount was reduced in the Fiscal 2021 Adopted Plan by \$360 million.

⁵ H.R. 1319, American Rescue Plan Act of 2021, Enacted March 11, 2021, see: <https://www.congress.gov/bill/117th-congress/house-bill/1319/text>.

adjustment increase, which is ARP⁶ federal pandemic aid funding. This brings HRA's total baselined budget for Access to Counsel to \$166 million starting in Fiscal 2022.

- **Case Management Services for Cluster Site Clients.** The Executive Plan adds \$3.5 million in CTL in Fiscal 2021 and \$10.7 million in CTL in Fiscal 2022 for support services for clients that were part of recent DHS conversions of cluster sites to permanent housing. These services started to come online in Fiscal 2021 and the amount added in Fiscal 2022 is a projection of the ramped-up need for next fiscal year. Nothing has been added in Fiscal 2023 or in the outyears, so adjustments will need to be made in a future financial plan.
- **Master Lease.** The Executive Plan adds \$4.7 million in CTL in Fiscal 2022 only for contracted support services to help clients maintain permanent housing. This brings the Fiscal 2022 budget for the Master Lease program up to \$9.8 million. The baseline budget in Fiscal 2023 and in the outyears is \$5.1 million. OMB indicated that additional funding for the outyears will need to be added in a future financial plan.
- **Housing Anti-Discrimination.** The Executive Plan reflects a \$2 million CTL baseline increase starting in Fiscal 2022 for the Where We Live NYC initiative.⁷ As part of a plan released in October 2020⁸ to advance fair housing in the recovery from COVID-19, the funding added to HRA's budget is earmarked to specifically combat source of income (SOI) discrimination. The new need will fund testing services where individuals go undercover as home-seekers with housing assistance vouchers to see how they are treated by landlords. Legal actions will then be taken accordingly when SOI is identified. Half of the new need is allocated for 10 new lawyers to bring actions against landlords committing SOI.

Food Assistance

For HRA's food assistance programs, the Executive Plan reflects an increase from federal pandemic aid of \$12.5 million in Fiscal 2021, \$32 million in Fiscal 2022, and \$4.9 million in Fiscal 2023 and Fiscal 2024. In Fiscal 2024 \$4.9 million was added as a new need funded with CTL and it is unclear why only that year is funded with CTL. OMB indicated they will likely adjust the outyear revenue streams in a future financial plan. The breakdown of which food programs are funded is discussed below.

- **P-FRED.** For the City's Pandemic Food Reserve Emergency Distribution (P-FRED) program \$12.5 million in funding is added in Fiscal 2021 from CARES⁹ and \$27.7 million is added in in Fiscal 2022 from ARP.¹⁰ The existing contract will be extended by an additional year and food distributions will continue into Fiscal 2022. The Administration has indicated that fresh produce will be reintroduced into the program, but the exact timing of its return has not yet

⁶ H.R. 1319, American Rescue Plan Act of 2021, Enacted March 11, 2021, see: <https://www.congress.gov/bill/117th-congress/house-bill/1319/text>.

⁷ Where We Live NYC Fair Housing Together, see:

<https://wherewelive.cityofnewyork.us/about/team/#:~:text=community%2Dbased%20partners,Where%20We%20Live%20NYC%20is%20an%20initiative%20of%20the%20City,government%20and%20community%2Dbased%20partners>.

⁸ The New York City Department of Housing Preservation and Development, Press Release, "New York City Releases Final "Where We Live NYC" Plan, A Blueprint to Advance Fair Housing in the Recovery from COVID-19", October 20, 2020, see: <https://www1.nyc.gov/site/hpd/news/045-20/new-york-city-releases-final-where-we-live-nyc-plan--blueprint-advance-fair-housing-the#/0>.

⁹ H.R. 748, The Coronavirus Aid, Relief, and Economic Security (CARES) Act, enacted on March 27, 2020, see:

<https://www.congress.gov/116/bills/hr748/BILLS-116hr748enr.pdf>.

¹⁰ H.R. 1319, American Rescue Plan Act of 2021, Enacted March 11, 2021, see: <https://www.congress.gov/bill/117th-congress/house-bill/1319/text>.

been disclosed. The extension of the P-FRED program will allow the Administration to assess the need going forward and to phase down the program rather than sharply ending it.

- **EFAP.** The Executive Plan reflects a baseline increase for the Emergency Food Assistance Program (EFAP) of \$3.6 million, starting in Fiscal 2022, for the program's OTPS expenses, bringing the total baseline budget up to \$23.8 million. ARP funding adds \$3.6 million in Fiscal 2022, Fiscal 2023, and Fiscal 2025 for EFAP – Fiscal 2024 is funded with CTL. Additionally, \$600,000 in funding is baselined for 6 new EFAP positions¹¹, with ARP funding added in in Fiscal 2022, Fiscal 2023, and Fiscal 2025 – Fiscal 2024 is supported with CTL. The additional \$3.6 million in baselined EFAP funding will be targeted to the City's most underserved neighborhoods with emergency food supply gaps, as determined by Mayor's Office of Food Policy (MOFP) based on analysis done by the Mayor's Office of Opportunity.
- **MOFP.** Baselined funding is added for seven new staff positions at MOFP – \$175,000 in ARP in Fiscal 2022, \$675,000 in ARP in Fiscal 2023, \$675,000 in CTL in Fiscal 2024, and \$675,000 in ARP in Fiscal 2025. It is not clear why the funding amount is lower in Fiscal 2022 as all new positions are reflected starting in that year.

General Agency Operations

- **Information Technology.** The Executive Plan adds \$9 million in Fiscal 2021 and \$42.9 million in Fiscal 2022 for general IT needs of the agency which include the ongoing benefits re-engineering initiative, systems maintenance, software licenses, hardware, DHS IT needs, maintenance and improvements to the ACCESS HRA system, and contracted consultants. Across both years, this new need is funded with \$33.6 million CTL, \$10.7 million State revenue, and \$7.6 million in non-pandemic federal revenue. While the Fiscal 2022 budget is \$79.2 million, the budget in Fiscal 2023 and in the outyears is just \$36.3 million. Additional funding will need to be added for the outyears in a future financial plan.
- **Security and Cleaning Contracts Wage Increase.** The Executive Plan adds \$13.5 million in Fiscal 2021 and \$23.8 million in Fiscal 2022 for an increase in the overhead rate for contracted security and cleaning services. Approximately half of this new need is supported with CTL and the remainder comes from State and federal revenue sources. Funding for the prevailing wage increase in Fiscal 2021 has already been partially funded in the agency's budget and the amount added in Fiscal 2022 is a projection of the full need for next fiscal year. As nothing has been added in Fiscal 2023 or in the outyears, adjustments will need to be made in a future financial plan to increase funding in those years.
- **Indirect Cost Rate.** As part of a citywide restoration to \$94 million in annual funding,¹² the Executive Plan restores funding previously cut in HRA's budget for the non-profit indirect cost rate and further increases the baseline budget for the initiative. The baselined addition of \$8.3 million starts in Fiscal 2021 and is funded with ARP federal pandemic aid.¹³ OMB has indicated that the amounts added are estimates and may need to be adjusted in a future

¹¹ Perplexingly, the headcount for EFAP falls within the Domestic Violence Services program area, rather than the Food Assistance Programs program area, and is comingled in a budget code that also contains the headcount for Domestic Violence Services. This inhibits budget transparency and the ability to discern the total headcount for EFAP without asking the agency.

¹² Office of the Mayor of New York City, Press Release, "Mayor de Blasio, Speaker Johnson Announce Increased Support for Nonprofits and Human Service Providers", April 23, 2021, see: <https://www1.nyc.gov/office-of-the-mayor/news/299-21/mayor-de-blasio-speaker-johnson-increased-support-nonprofits-human-service>.

¹³ H.R. 1319, American Rescue Plan Act of 2021, Enacted March 11, 2021, see: <https://www.congress.gov/bill/117th-congress/house-bill/1319/text>.

financial plan once providers have submitted their paperwork for approval and reimbursement.

Other HRA Program Areas

- **Family Violence Services.** The Executive Plan reflects a \$1.2 million CTL baseline funding increase starting in Fiscal 2022 for case management services administered by the Mayor's Office to End Domestic and Gender-Based Violence (ENDGBV) at the Family Justice Centers (FJCs). This addition is part of larger initiative to restructure certain functions of the Police Department. Services will be targeted to neighborhoods with high rates of family violence and it is expected that approximately 3,600 new clients will receive case management services and referrals to additional support services.
- **Workforce Development.** The Executive Plan adds \$855,000 in CTL in Fiscal 2022 to extend a three-year employment services pilot. The pilot seeks to connect hard-to-reach individuals with employment opportunities. Due to the pandemic, pilot operations were impaired, and it was hard to make job referrals. The CBO asked for an extension of the pilot and additional funding to support the extension.

Other City Programs Funded Through HRA's Budget

- **HRA Cleanup Corps.** The Executive Plan adds \$29 million in ARP¹⁴ federal funding in Fiscal 2022 as part of the Mayor's City Cleanup Corps initiative (CCC).¹⁵ HRA has been allocated 1,000 of the total 10,000 slots in the CCC program. OMB indicated the HRA positions will focus on cleaning in central business districts in the City and are expected to be for one-year or less.
- **Connections to Care TRIE Expansion.**¹⁶ The Executive Plan adds \$4.5 million in CTL in Fiscal 2022 and \$9 million in CTL in Fiscal 2023 and in the outyears for an expansion of the Department of Health and Mental Hygiene's (DOHMH) Connections to Care program to new communities identified by the Mayor's Taskforce on Racial Equity and Inclusion (TRIE). TRIE will identify communities in need that were disproportionately impacted by the pandemic. In addition, three baseline positions are added starting in Fiscal 2022 for program administration. The expansion will start ramping up in Fiscal 2022 and will be fully operational by Fiscal 2023. The Connections to Care program integrates mental health support into the work of community-based organizations (CBOs) that serve at-risk and low-income communities across the City. CBOs work with mental health providers who train and coach staff to screen their clients for mental health needs, offer direct support when appropriate, and link to local health providers for further care if needed.
- **Immigrant Affairs.** The Executive Plan adds \$2 million in CTL in Fiscal 2021 for the Low-Wage Worker Initiative, which is typically added at Adoption, for efforts to assist low-wage workers in need of employment-related civil legal services. Additionally, the Executive Plan adds \$2.6 million in CTL in Fiscal 2022 and \$2.4 million in CTL in Fiscal 2023 and in the outyears for immigration-related initiatives administered by the Mayor's Office of Immigrant Affairs

¹⁴ H.R. 1319, American Rescue Plan Act of 2021, Enacted March 11, 2021, see: <https://www.congress.gov/bill/117th-congress/house-bill/1319/text>.

¹⁵ Office of the Mayor of New York City, Press Release, "Recovery for All of Us: New York City Launches New Deal-Inspired City Cleanup Corps", April 6, 2021, see: <https://www1.nyc.gov/office-of-the-mayor/news/246-21/recovery-all-us-new-york-city-launches-new-deal-inspired-city-cleanup-corps>.

¹⁶ Mayor's Office of Thrive NYC, "Connections to Care: Mental Health Integration in Community-Based Organizations", November 5, 2019, see: <https://thrivenyc.cityofnewyork.us/program/connections-to-care-mental-health-integration-in-community-based-organizations>.

(MOIA) including Know Your Rights, NYC Citizenship, We Speak NYC, and Rapid Response. Funding is slightly higher in Fiscal 2022 due to startup costs for We Speak NYC in the first year.

- **Community Behavioral Health Academy.**¹⁷ The Executive Plan adds \$953,773 in CTL in Fiscal 2022 and \$1.5 million in CTL in Fiscal 2023 and in the outyears for a mental health initiative to provide mental health training for CBOs and City agency staff. The City will partner with the City University of New York (CUNY) School of Professional Studies to create a Community Behavioral Health Academy to train CBOs and more than 5,000 City agency staff to better support the mental health of the people they serve. Training will include trauma-informed supervisory strategies and effective strategies for addressing stigmatized behavioral health concerns with community members. It is not clear why a portion of funding for this initiative is added to HRA's budget.
- **Communities Thrive.**¹⁸ The Executive Plan adds \$975,000 in CTL in Fiscal 2022 and \$1.1 million in CTL in Fiscal 2023 to contract with CBOs to provide mental health outreach as part of a two-year demonstration project. The project will begin ramping up in Fiscal 2022 and the request for proposals (RFPs) are due on May 7, 2021. CBOs will connect clients to H+H mental health services. The initiative will target hard to reach populations that were disproportionately impacted by the pandemic such as Asian American and Pacific Islander, Black, and Latinx. The CBOs will develop community-driven, culturally responsive strategies to promote mental health and will directly connect people who need care to tele-mental health services at H+H.
- **TRIE Participatory Budgeting.** The Executive Plan adds \$1.6 million in CTL in Fiscal 2022 for an outreach and education campaign on participatory budgeting. The campaign is expected to be a one-year effort and will target neighborhoods disproportionately impacted by COVID-19, as identified by TRIE.
- **Ranked Choice Voting Media Campaign.** The Executive Plan adds \$1.3 million in CTL in Fiscal 2021 for the outreach and education campaign on ranked choice voting. The new need added to HRA's budget is just a portion of the larger \$15 million campaign to inform City residents about the new ranked choice voting system ahead of this June's Primary Election.¹⁹ The funding added to HRA's budget is allocated to the Public Engagement Unit for robocalls.

Significant Other Funding Changes in the Executive Plan

- **Lease Adjustment.** The Executive Plan reflects a baseline increase of \$14.9 million starting in Fiscal 2022 for leases. An annual review is conducted on lease portfolios and adjustments are made to more accurately reflect space needs and rent escalations. The increase is 55.6 percent CTL, 30.8 percent State funding, and 13.6 percent from federal sources.

¹⁷ Office of the Mayor of the City of New York City, Press Release, "A Recovery for All of Us: Mayor de Blasio, First Lady McCray Announce Mental Health for All", April 29, 2021, see: <https://www1.nyc.gov/office-of-the-mayor/news/324-21/recovery-all-us-mayor-de-blasio-first-lady-mccray-mental-health-all>.

¹⁸ Office of the Mayor of the City of New York City, Press Release, "A Recovery For All Of Us: Mayor de Blasio Announces Expansion of Tele-Mental Health Services to Address Disparate Impact of Covid-19 on Communities of Color", March 18, 2021, see: <https://www1.nyc.gov/office-of-the-mayor/news/200-21/recovery-all-us-mayor-de-blasio-expansion-tele-mental-health-services-to#:~:text=LadyNewsOfficials-,A%20Recovery%20For%20All%20Of%20Us%3A%20Mayor%20de%20Blasio%20Announces,19%20on%20Communities%20of%20Color&text=%22Now%2C%20more%20than%20ever%2C,said%20First%20Lady%20Chirlane%20McCray>.

¹⁹ Office of the Mayor of New York City, Press Release, "New York City to Launch \$15 Million Ranked Choice Voting Education Campaign", April 28, 2021, see: <https://www1.nyc.gov/office-of-the-mayor/news/315-21/new-york-city-launch-15-million-ranked-choice-voting-education-campaign>.

- **Subsidized Transit Underspending.** A savings of \$11.3 million in Fiscal 2021 is recognized in the Executive Plan for subsidized transit benefits provided to HRA's Cash Assistance (CA) clients. Due to the COVID-19 pandemic, job search activities, in-person education programs, and in-person appointment requirements for CA clients have been waived temporarily. Since the implementation of the changes in March 2020, HRA's spending on subsidized MetroCards for clients has decreased and the agency has taken savings accordingly in prior financial plans. Depending on when CA requirements are reinstated, HRA may need to make further adjustments in future financial plans.

Fiscal 2022 Preliminary Budget Response

Despite the increased funding added for certain programs there are still some essential programs that did not receive additional support in the Executive Plan. No new funding is added for many of HRA's longstanding safety net programs despite the ongoing increase in unemployment and the stark economic impact of COVID-19 witnessed to date. Given the impact the pandemic has already had and is likely to continue to have for some time, the increased demand for a multitude of HRA programs will continue in Fiscal 2022 and, quite likely, beyond that.

In the Fiscal 2022 Preliminary Budget Response (Budget Response)²⁰, the Council identified several areas of concern relating to hunger, social services, and housing stability. Below the Council's proposals are discussed and an analysis of how they were or were not addressed in the Executive Plan is also provided.

- **Support Human Service Providers.** In the Budget Response the Council called on the City to fully fund the indirect cost rate initiative for human service providers. This has been fully addressed in the Executive Plan. The Council additionally called on the Administration to fund cost of living adjustments for human service provider contracts and to promote wage equity across the human services sector, both of which were not addressed in the Executive Plan.
- **Leave No New Yorker Hungry.** In the Budget Response the Council called on the City to expand and improve food pantry programs by increasing the EFAP baseline budget by \$10 million and allocating an additional \$20 million in baselined funding to support smaller, community-based providers that are not part of the EFAP network. Additionally, the Council called on the Administration to continue the P-FRED program with an allocation of \$30 million in Fiscal 2022 and the GetFood NYC emergency home-delivered meal program with an additional \$80 million in Fiscal 2022. The Executive Plan partially addresses these concerns. The EFAP budget was increased slightly by \$3.6 million but no baselined funding has been added to support smaller, non-EFAP providers on an ongoing basis. For P-FRED funding of \$27.7 million was added in Fiscal 2022 in the Executive Plan but no funding is added for GetFood NYC meals in Fiscal 2022.
- **Keep New Yorkers Housed.** In the Budget Response the Council called on the Administration to add \$41 million to increase the value of rental vouchers to the fair market rate and \$52 million to increase domestic violence shelter capacity. Neither of these concerns were addressed in the Executive Plan.

²⁰ For the full response see: <https://council.nyc.gov/budget/wp-content/uploads/sites/54/2020/04/Fiscal-2021-Budget-Response-Letter-to-Mayor-de-Blasio.pdf>.

- **Address Increased Poverty in the City and Ensure Access to Benefit Programs.** The Budget Response called on the Administration to add \$37 million in funding to improve client service, benefits access, and to address individuals pushed off programs due to pandemic relief support. The Executive Plan does not directly add any funding to support these concerns. Notably, there was funding added for IT costs that may improve benefits administration once upgrades are fully implemented.
- **Address the Under-Reporting of Abuse Cases During the Pandemic.** The Budget Response called for an increase to the baseline budget for adult protective services by \$5 million and domestic violence services by \$5 million to provide additional outreach and education. Neither of these concerns were addressed in the Executive Plan.

HRA's Budget Risks

The following are areas of concern relating to the impact of COVID-19 on low-income residents in the City and on HRA's services and programs.

- **Potential Outyear Funding Shortfalls.** Although the Fiscal 2022 Executive Budget is balanced, it does not accurately project revenues or spending in several areas. There are several instances where additional funding has only been added in Fiscal 2021 and Fiscal 2022 for ongoing programs. OMB has indicated that outyear spending needs to be further assessed and additional funding will likely be added in future financial plans.
- **Future CTL Funding Needs.** For several programs that have been previously funded primarily with CTL – such as emergency food assistance, the indirect rate, and Access to Counsel – new pandemic-related federal aid revenue was added in the Executive Plan through Fiscal 2025. Funding from this federal source is not expected to be a long-term revenue stream for the City and is expected to be exhausted by the end of calendar year 2024 – funding will then need to shift to CTL to maintain program continuity.
- **Implementation of Medicaid Changes.** The governor reconvened the State's Medicaid Redesign Team, called MRT II, prior to the onset of the COVID-19 crisis, to identify \$2.5 billion in reoccurring savings in the State's Medicaid program. The enacted State budget from last fiscal year included most of the proposals put forth by MRT II, but their implementation has been delayed until after the State fully receives its federal COVID-19 relief. The timing of implementation and the financial impact of these proposals on the City is still unclear.
- **End of the Eviction Moratorium.** The State moratorium on residential evictions and foreclosure proceedings was recently extended through August 31, 2021 for those who have endured COVID-19 hardship.²¹ There is concern regarding how HRA will administratively handle and fund a dramatic increase in applications it will likely see for emergency rental arrears payments, also known as one-shot deals, once the moratorium ends. If evictions and foreclosures spike after the end of the moratorium, there will be a ripple effect on City programs including shelters and HRA-administered support services. No funding has been added in the Executive Plan to address the operational challenges or additional cost of providing support services once the moratorium is lifted.

²¹ The New York Times, Matthew Haag, "New York extends its eviction moratorium through August", May 4, 2021, see: <https://www.nytimes.com/2021/05/04/nyregion/new-york-city-eviction-moratorium.html>.

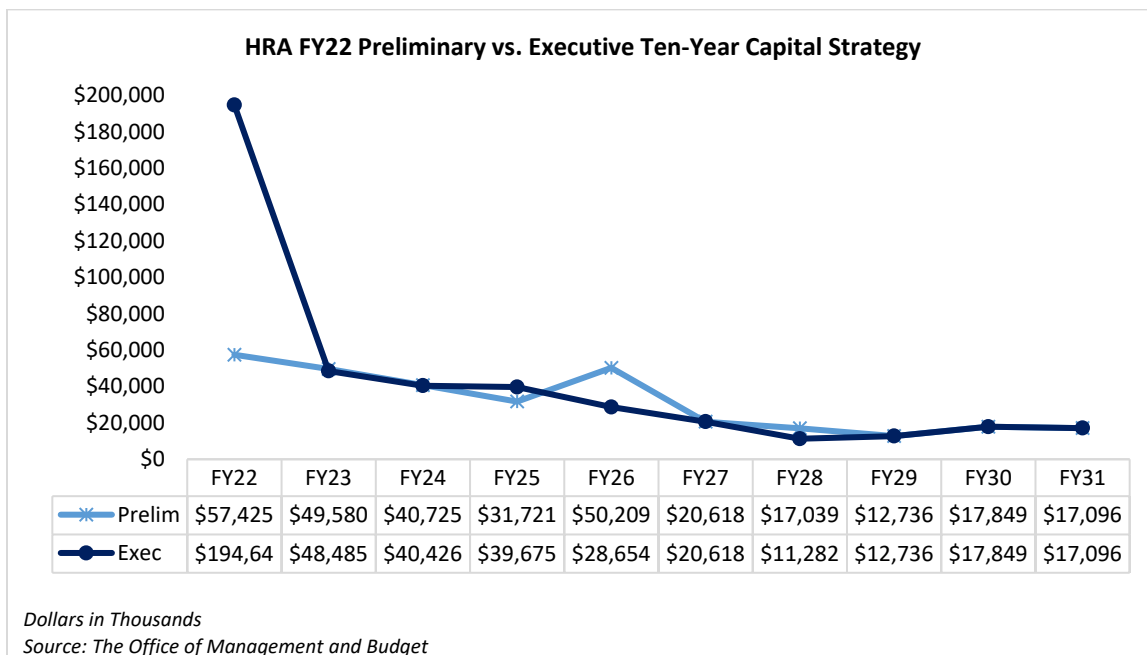
- Benefits Administration and Client Service.** Due to the severe economic impact of the pandemic, HRA has seen a significant increase in the volume of new CA and Supplemental Nutrition Assistance (SNAP) applications. HRA clients and advocates have reported significant wait times when calling the agency, periodic problems with the online benefits system ACCESS HRA, and confusion over rules and requirements, some of which have changed multiple times due to the pandemic. While the Executive Plan does add funding for IT costs and the agency has worked to address several challenges including technology, data security, changes to work process, and training of redeployed staff, no adjustments are made in the Executive Plan to directly improve benefits access and administration or client service.

Capital Program

HRA’s capital program is presented in the Ten-Year Capital Strategy for Fiscal 2022-2031 (the Ten-Year Strategy), in the Executive Capital Commitment Plan for Fiscal 2021-2025 (the Commitment Plan), and Fiscal 2022 Executive Capital Budget (the Capital Budget).

Ten-Year Capital Strategy Fiscal 2022-2031

The City’s Ten-Year Strategy totals \$133.7 billion, which is \$16.8 billion larger than the \$116.9 billion Fiscal 2020-2029 Ten-Year Strategy. HRA’s Ten-Year Capital Strategy totals \$431.5 million, or less than one percent of the City’s total strategy. It is \$156.5 million, or 57 percent, greater than HRA’s Fiscal 2020-2029 Ten-Year Strategy of \$275 million. HRA’s Ten-Year Strategy is broken down into four of categories: Data Processing Equipment, Social Services Buildings, Telecommunications Equipment, and Automotive Equipment. The graph below compares HRA’s Fiscal 2022 Preliminary and Executive Ten-Year Strategies.

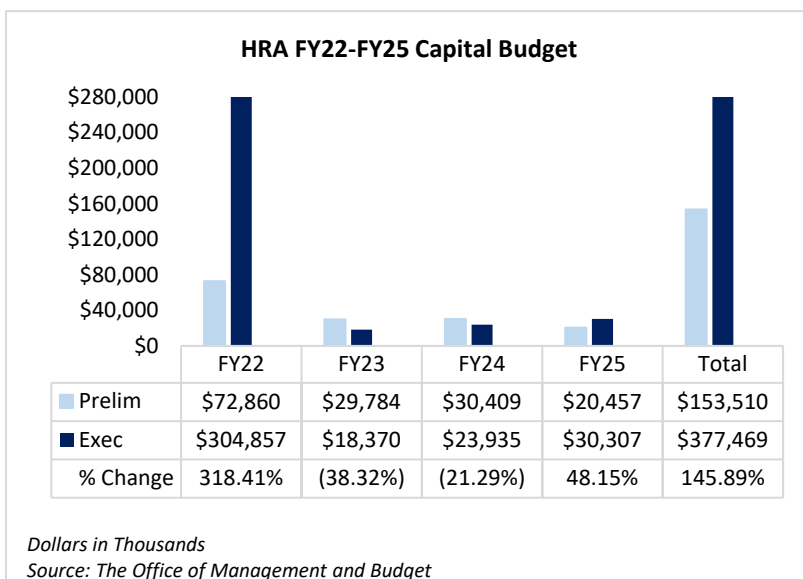


As has been the case with previous Ten-Year Capital Strategies, the Administration fails to address accurate planning in the outyears for HRA. Even more dramatically than was the case in the Preliminary Ten-Year Strategy for Fiscal 2022-2031 (the Preliminary Ten-Year Strategy), in the current Ten-Year Strategy projects are frontloaded in the first year of the plan and may not reflect

accurate budgeting or planning. Since the Preliminary Ten-Year Strategy, there is an increase of \$10.5 million for Data Processing and Equipment, an increase of \$107.8 million for Social Services Building, a decrease of \$1.7 million for Telecommunications Equipment, and a decrease of \$182,000 for Automotive Equipment. Other notable changes since the Preliminary Ten-Year Strategy include an increase in Fiscal 2022 of \$129.6 million related to Social Service Buildings and a decrease in Fiscal 2026 of \$22.2 million also related to Social Services Buildings. HRA’s capital planning in the Ten-Year Strategy continues to be focused on near-term needs and is heavily frontloaded. The agency has not adequately planned for future capital needs beyond the first year of the Ten-Year Strategy and should revise it to better estimate the actual year-by-year capital needs of HRA.

Fiscal 2022 Executive Capital Budget for Fiscal 2022-2025

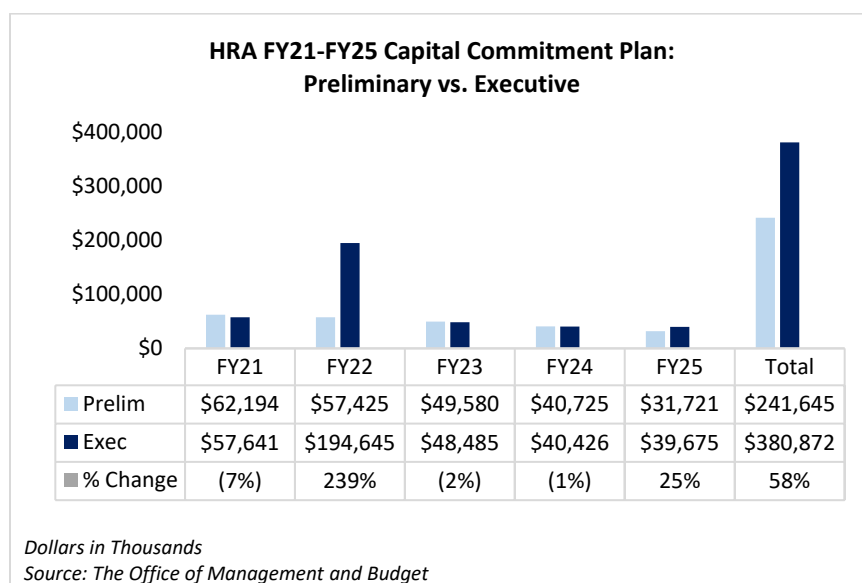
The proposed Capital Budget for HRA has changed considerably since the Preliminary Budget, mostly due to the agency’s reappropriations from Fiscal 2021. At the onset of the pandemic, the City paused most capital projects, and the issuance of new certificates to proceed, which contributed to the significant level of reappropriations made by HRA in the current Capital Budget. The adjacent graph shows the proposed capital appropriations for Fiscal 2022 and projected appropriations through 2025. New appropriations introduced in the Fiscal 2022 Executive Budget total \$102.3 million, re-appropriations total \$202.5 million, and combined they total \$304.9 million. Notably, the amount of re-appropriations is quite high and the Capital Budget is far greater than planned commitments of \$194.6 million, noted in the following section. Based on historical capital spending, it is very unlikely that HRA will even be able to spend the full amount committed in Fiscal 2022 and some projects will probably be rolled into the next fiscal year. The Capital Budget, discussed above, lays out the plan for spending capital resources in Fiscal 2022 and in the outyears.



The adjacent graph shows the proposed capital appropriations for Fiscal 2022 and projected appropriations through 2025. New appropriations introduced in the Fiscal 2022 Executive Budget total \$102.3 million, re-appropriations total \$202.5 million, and combined they total \$304.9 million. Notably, the amount of re-appropriations is quite high and the Capital Budget is far greater than planned commitments of \$194.6 million, noted in the following section. Based on historical capital spending, it is very unlikely that HRA will even be able to spend the full amount committed in Fiscal 2022 and some projects will probably be rolled into the next fiscal year. The Capital Budget, discussed above, lays out the plan for spending capital resources in Fiscal 2022 and in the outyears.

Fiscal 2022 Executive Capital Commitment Plan for Fiscal 2021-2025

As shown in the following graph, HRA’s Commitment Plan includes \$380.9 million in Fiscal 2021-2025, with \$57.6 million in Fiscal 2021. This represents less than one percent of the City’s total \$93 billion Commitment Plan for 2021-2025. HRA’s Commitment Plan increased by \$139.2 million, or 58 percent, when compared to the Preliminary Commitment Plan. This increase reflects HRA’s attempt to more accurately budget for actual commitments and the impact of the pandemic on capital projects, as shown by projected spending in Fiscal 2022. Fifteen percent of HRA’s Commitment Plan is in Fiscal 2021, 51 percent is in Fiscal 2022, and the remaining 34 percent is spread across Fiscal 2023, Fiscal 2024, and Fiscal 2025.



Capital Highlights

- The most significant change since the Preliminary Commitment Plan is the addition of \$128.7 million in Fiscal 2022 for a Mayoral project to improve the structure of the Brownsville Community Center.
- There is an addition of \$10.8 million for Computer Equipment made across the five years of the Commitment Plan. Notable Computer Equipment project increases include \$3 million for IDNYC online applications, \$2.2 million for the Print to Mail project to improve the agency's capacity to generate forms and notices in all 12 required languages, and \$2.8 million related to the administration of burial assistance benefits and the Hart Island Burial Project.
- According to the Ten-Year Strategy²², the primary focus for HRA's capital strategy is to improve employee productivity and the delivery of client services with the implementation of the agency's benefits re-engineering effort. The strategy also includes technological upgrades to HRA offices serving the public, routine upgrades of computer, printer and server systems, and maintenance and upgrades of HRA's offices and client-facing centers.
- According to the Mayor's Message²³, the Ten-Year Strategy continues the agency's ongoing work on the following key projects:
 - Fair Fares – further developing the existing system and adding functionality to integrate the NYC Transit OMNY digital fare system
 - On-Demand Phone System – continuing to expand the on-demand telephone scheduling system for Cash Assistance recertification and re-application interviews
 - Work Tracking System – continuing the development of this workload management system used to automate tasks and distribute case processing for SNAP benefits administration

²² The City of New York, "Ten-Year Capital Strategy Fiscal Years 2022-2031", April 26, 2021, pages 74-77, see: <https://www1.nyc.gov/assets/omb/downloads/pdf/typ4-21.pdf>.

²³ The City of New York, "Message of the Mayor", April 26, 2021, pages 118-119, see: <https://www1.nyc.gov/assets/omb/downloads/pdf/mm4-21.pdf>.

- CurRent NYC – continuing the development of a public portal for landlords to streamline the electronic processing of rent payments for Cash Assistance and Rental Assistance clients
- One Number – continuing the development of a new Integrated Voice Response System that will include intuitive routing of client inquiries and enhance the ability of clients and the public to access information about benefits and services

Appendix A: Budget Actions since Fiscal 2021 Adoption

<i>Dollars in Thousands</i>	FY21			FY22		
	City	Non-City	Total	City	Non-City	Total
HRA Budget as of the Adopted FY21 Budget	\$7,157,522	\$2,274,891	\$9,432,413	\$7,799,534	\$2,239,377	\$10,038,911
Changes Introduced in the November 2020 Plan						
New Needs						
Immigrant Outreach Campaign Related to Public Benefits	\$510	\$0	\$510	\$0	\$0	\$0
Subtotal, New Needs	\$510	\$0	\$510	\$0	\$0	\$0
Citywide Savings Programs						
Hart Island Ferry Services Security Personnel Elimination Savings	(\$44)	\$0	(\$44)	(\$296)	\$0	(\$296)
Citywide Hiring Freeze Vacancy Reductions	(2,328)	0	(2,328)	(3,104)	0	(3,104)
Subtotal, Citywide Savings Programs	(\$2,372)	\$0	(\$2,372)	(\$3,400)	\$0	(\$3,400)
Other Adjustments						
CARES Act Funding for COVID-19 WFH IT Costs for HRA Staff	\$0	\$1,800	\$1,800	\$0	\$0	\$0
Citywide Managerial Furlough Savings	(524)	0	(524)	0	0	0
Citywide Technical Training Freeze Savings	(46)	(84)	(129)	0	0	0
Citywide Vehicle Purchase Freeze Savings	(71)	(64)	(135)	(151)	(135)	(286)
Citywide Wireless Services Review Savings	0	0	0	(214)	0	(214)
COVID-19 CDC Federal Testing Grant for City Shelters	0	22,230	22,230	0	0	0
HEAP Baseline Budget Right-Sizing Adjustment	0	16,000	16,000	0	16,000	16,000
MOIA Adult Literacy Programs	642	0	642	0	0	0
State and Federal Revenue Adjustments	0	33,380	33,380	0	0	0
Technical Adjustments	8,605	(9,213)	(608)	8,066	(9,301)	(1,235)
Subtotal, Other Adjustments	\$8,607	\$64,050	\$72,657	\$7,700	\$6,564	\$14,264
TOTAL, All Changes in November 2020 Plan	\$6,745	\$64,050	\$70,795	\$4,300	\$6,564	\$10,864
HRA Budget as of the November 2020 Plan Budget	\$7,164,267	\$2,338,942	\$9,503,209	\$7,803,835	\$2,245,940	\$10,049,775
Changes Introduced in the FY22 Preliminary Plan						
New Needs						
Fair Fares	\$0	\$0	\$0	\$53,000	\$0	\$53,000
Subtotal, New Needs	\$0	\$0	\$0	\$53,000	\$0	\$53,000
Citywide Savings Programs						
Access to Counsel Ramp-Up Delay	(\$8,000)	\$0	(\$8,000)	\$0	\$0	\$0
DSNY Job Program Savings from Pause in Referrals	(5,617)	0	(5,617)	0	0	0
Fringe Benefits Reimbursement Adjustment	(13,000)	0	(13,000)	0	0	0
Hiring and Attrition Management Savings	(3,672)	0	(3,672)	0	0	0
Medicaid Reimbursement to NYC from SFY17+18 NYS Recons	(100,000)	0	(100,000)	0	0	0
Parks Department Job Program Savings from Pause in Referrals	(15,000)	0	(15,000)	0	0	0
Prior Year Revenue Adjustment from Medicaid Recons for FY18	(53,900)	0	(53,900)	0	0	0
Public Engagement Unit Projected Media Underspending	0	0	0	(500)	0	(500)
Supportive Housing Program Delay in Opening of New Units	0	0	0	(11,631)	0	(11,631)
Subtotal, Citywide Savings Programs	(\$199,189)	\$0	(\$199,189)	(\$12,131)	\$0	(\$12,131)
Other Adjustments						
Citywide Wireless Services Review Savings	(\$64)	\$0	(\$64)	\$0	\$0	\$0
Citywide Office Supplies Savings	(1,207)	0	(1,207)	0	0	0
Food Reserve (P-FRED) Transfer to DSNY for United Way Contract	0	(593)	(593)	0	0	0
Fringe Benefits Reimbursement Adjustment (added from the Misc.)	13,000	0	13,000	0	0	0
Medicaid Reimbursement to NYC from SFY17+18 Recons	0	100,000	100,000	0	0	0
Prior Year Revenue Adjustment from Medicaid Recons for FY18	0	53,900	53,900	0	0	0
Restaurant Revitalization Initiative to Subsidize Employment	0	800	800	0	0	0
Supplemental Medicaid Adjustment from H+H for Local Share	315,000	0	315,000	0	0	0
State and Federal Revenue Adjustments	0	14,308	14,308	0	0	0
Technical Adjustments	(65)	1,195	1,130	(75)	0	(75)
Subtotal, Other Adjustments	\$326,665	\$169,611	\$496,275	(\$75)	\$0	(\$75)
TOTAL, All Changes in the FY22 Preliminary Plan	\$127,476	\$169,611	\$297,086	\$40,794	\$0	\$40,794
HRA Budget as of the FY22 Preliminary Budget	\$7,291,743	\$2,508,553	\$9,800,296	\$7,844,629	\$2,245,940	\$10,090,569

Dollars in Thousands	FY21			FY22		
	City	Non-City	Total	City	Non-City	Total
Changes Introduced in the FY22 Executive Plan						
New Needs						
Access to Counsel in Housing Court	\$0	\$0	\$0	\$0	\$7,587	\$7,587
AOTPS	7,100	6,424	13,524	12,500	11,310	23,810
Case Management Services	3,478	0	3,478	10,722	0	10,722
Communities Thrive	0	0	0	975	0	975
Community Behavioral Health Academy	0	0	0	954	0	954
Connections to Care TRIE Expansion	0	0	0	4,500	0	4,500
Family Violence Services	0	0	0	1,150	0	1,150
Food Assistance	0	0	0	0	0	0
HASA Housing	0	0	0	34,000	13,887	47,887
Housing Anti-Discrimination	0	0	0	2,000	0	2,000
Immigrant Affairs	2,000	0	2,000	2,584	0	2,584
Information Technology	4,600	4,386	8,986	29,000	13,901	42,901
Master Lease	0	0	0	4,700	0	4,700
TRIE Participatory Budgeting	0	0	0	1,585	0	1,585
Voting Media Campaign	1,256	0	1,256	0	0	0
Workforce Development	0	0	0	855	0	855
Subtotal, New Needs	\$18,434	\$10,810	\$29,244	\$105,525	\$46,685	\$152,210
Savings Restorations						
Restoration of Medicaid Reimbursement	265,000	0	265,000	0	0	0
Subtotal, Savings Restorations	\$265,000	\$0	\$265,000	\$0	\$0	\$0
Other Adjustments						
Access to Counsel in Housing Court	\$0	\$0	\$0	\$0	\$15,605	\$15,605
Carfare Underspending on CA Clients	(11,300)	0	(11,300)	0	0	0
Child Support Services Underspending	(833)	0	(833)	0	0	0
Collective Bargaining Agreement Adjustments	236	0	236	236	0	236
Community Hubs - Vaccine and Recovery Outreach	0	478	478	0	1,248	1,248
Coronavirus Relief Funds for COVID-19 IT and PPE Expenses	0	5,307	5,307	0	0	0
Crime Victim Assistance - Contract Moved to MOCJ	0	0	0	(3,049)	(2,930)	(5,979)
DCAS Job Training Participants Underspending	(226)	0	(226)	0	0	0
Department of Sanitation Jobs Training Participants Underspending	(1,269)	0	(1,269)	0	0	0
DSS Realignment - SRO Contracts Moved to HRA from DHS	0	0	0	4,115	3,303	7,418
Food Assistance - EFAP, MOFP, P-FRED	0	12,500	12,500	0	32,045	32,045
Mother Gaston IC with HPD for TQH Emergency Shelter Contract	0	(935)	(935)	0	0	0
DHS Temps IC	0	846	846	0	0	0
Lead Testing in HRA Shelters	0	1,000	1,000	0	0	0
Hart Island Capacity Study	112	0	112	426	0	426
HEAP Federal Revenue	0	2,957	2,957	0	0	0
Heat, Light, Power, and Fuel Adjustments	(230)	(166)	(396)	176	175	351
HRA Cleanup Corps	0	0	0	0	29,000	29,000
Indirect Cost Rate	0	8,333	8,333	0	8,333	8,333
Lease Adjustment + Auditing	(10)	(5)	(15)	8,287	6,619	14,906
Medicaid DSH Adjustment	136,000	0	136,000	(136,000)	0	(136,000)
MS Enterprise Licensing Agreement Realignment	(3,137)	0	(3,137)	0	0	0
OCSS Incentive funds	0	2,513	2,513	0	0	0
Rental Housing Assistance Vouchers	0	160,700	160,700	0	168,000	168,000
Restaurant Revitalization Initiative to Subsidize Employment	0	600	600	0	0	0
Shift Funds from DOHMH to PEU for Get Covered	685	0	685	0	0	0
Social Services Career Ladder	(1,319)	0	(1,319)	(198)	0	(198)
Supplemental Medicaid Adjustment	185,800	0	185,800	639,500	0	639,500
Technical Adjustments	2	3,701	3,703	(2)	0	(2)
YMI Funding Adjustment	(50)	0	(50)	(202)	0	(202)
Subtotal, Other Adjustments	\$304,460	\$197,830	\$502,290	\$513,288	\$261,397	\$774,686
TOTAL, All Changes in the FY22 Executive Plan	\$587,893	\$208,640	\$796,534	\$618,814	\$308,082	\$926,896
HRA Budget as of the FY22 Executive Budget	\$7,879,637	\$2,717,195	\$10,596,832	\$8,463,442	\$2,554,023	\$11,017,465

Source: The Office of Management and Budget