

New York City Council
Hon. Julie Menin, Speaker of the Council
Hon. Linda Lee, Chair, Finance Committee
Hon. Shahana Hanif, Chair, Disabilities Committee

**Report on the Fiscal 2027 Preliminary Plan,
the Fiscal 2027 Preliminary Capital Commitment Plan, and the Fiscal 2026
Preliminary Mayor’s Management Report for the Committee on Disabilities**

Richard Lee, Director
Jonathan Rosenberg, Managing Deputy Director
Chima Obichere, Deputy Director
Paul Scimone, Deputy Director
Eisha Wright, Deputy Director

Prepared By:
Valeria Lazaro-Rodriguez, Financial Analyst
Amaan Mahadevan, Financial Analyst
Florentine Kabore, Assistant Director

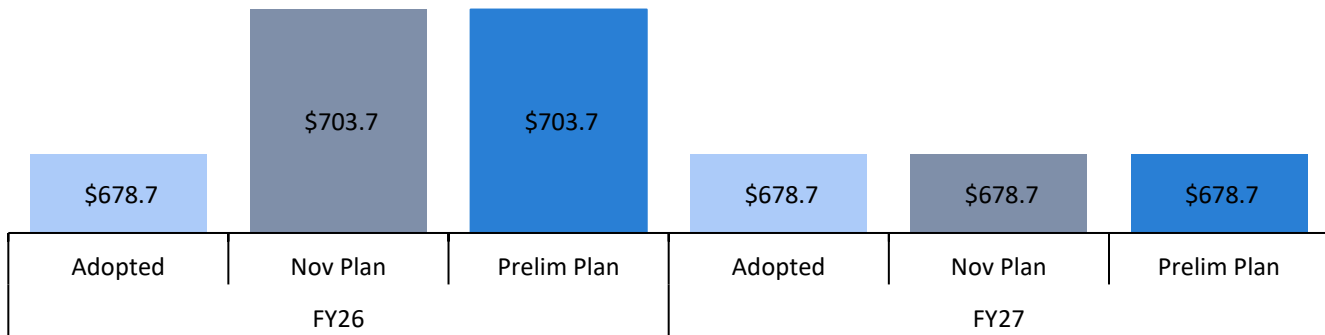
Fiscal 2027 Preliminary Plan

Mayor’s Office for People with Disabilities Budget Overview

The Mayor’s Office for People with Disabilities (MOPD) works to ensure that New Yorkers with disabilities are able to live healthy, fulfilling, and productive lives. The office collaborates with City offices and agencies to advocate for the needs of people with disabilities and to help ensure that City programs and policies reflect and address those needs. MOPD has seen no changes to its budget since the release of the Fiscal 2026 Adopted Plan in June 2025.

The Preliminary Financial Plan for Fiscal 2026–2030 (Preliminary Plan) includes a proposed Fiscal 2027 budget of \$678,657 for MOPD, unchanged from the November Plan. The proposed Fiscal 2027 budget is the same as MOPD’s Fiscal 2026 Adopted Budget. MOPD’s Fiscal 2026 budget in the Preliminary Plan totals \$703,657, which is unchanged from the Fiscal 2026 budget in the November Plan.

Comparison of the Last Three Financial Plans



Dollars in Thousands

Source: New York City Office of Management and Budget

MOPD Financial Summary

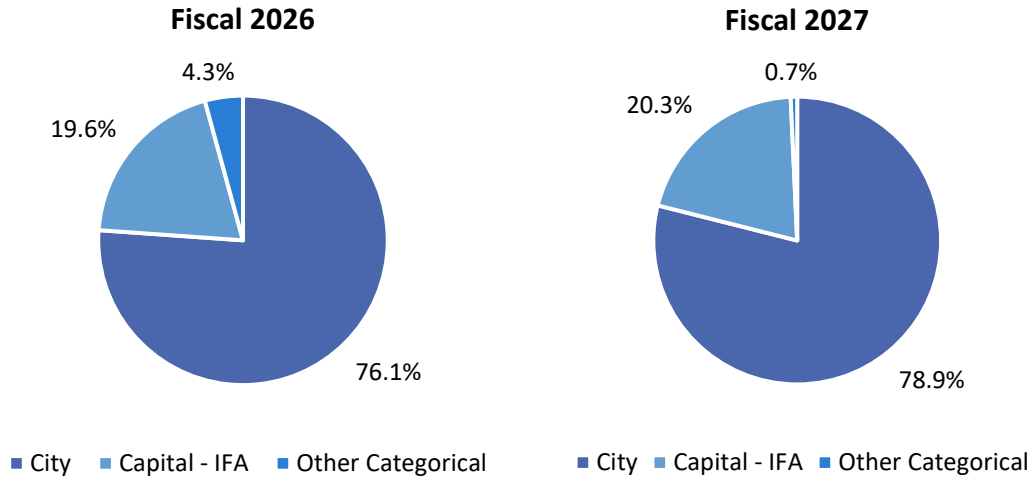
<i>Dollars in Thousands</i>	FY24	FY25	FY26	Preliminary Plan		*Difference
	Actual	Actual	Adopted	FY26	FY27	FY27 - FY26
Budget by U/A						
260 - Office for People with Disabilities PS	\$546	\$498	\$656	\$656	\$656	\$0
261 - Office for People with Disabilities OTPS	\$7	\$2	\$23	\$48	\$23	\$0
TOTAL	\$553	\$501	\$679	\$704	\$679	\$0
Funding						
City			\$536	\$536	\$536	\$0
Capital - IFA			138	138	138	0
Other Categorical			5	30	5	0
TOTAL	\$553	\$501	\$679	\$704	\$679	\$0
Budgeted Headcount						
Full-Time Positions - Civilian	3	3	6	6	6	0
TOTAL	3	3	6	6	6	0

**The difference of Fiscal 2027 Preliminary Budget compared to Fiscal 2026 Adopted Budget.*

Source: New York City Office of Management and Budget

Budget by Funding Source

Fiscal 2027 City Funds: 78.9 percent



Source: New York City Office of Management and Budget

Personal Services (PS) and Other Than Personal Services (OTPS)



Dollars in Thousands

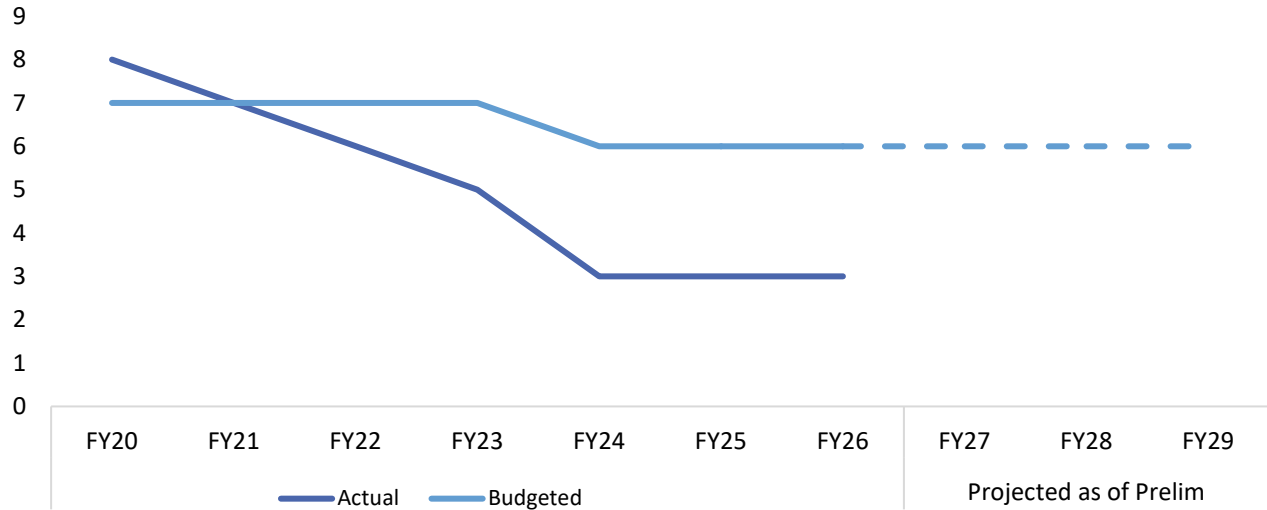
Source: New York City Office of Management and Budget

Headcount

FY26 Budgeted Full-Time Positions: 6
 Actual Headcount as of January 2026: 3

FY27 Budgeted Full-Time Positions: 6
 Vacancy Rate as of January 2026: 50.0 percent

Budgeted and Actual Headcount FY20-FY30



Source: New York City Office of Management and Budget

Note: Budgeted and actual headcounts are as of the end of the fiscal year, except for Fiscal 2026 where budgeted headcount is as of the Preliminary Plan and actual headcount is as of January 2026.

MOPD Contract Budget

Fiscal 2027 Contract Budget: \$15,856
 Number of Contracts in Fiscal 2027: 1

<i>Dollars in Thousands</i>				
Category	FY26 Adopted	Number of Contracts	FY27 Preliminary	Number of Contracts
Temporary Services	\$16	1	\$16	1
TOTAL	\$16	1	\$16	1

Source: New York City Office of Management and Budget

Budget Issues and Concerns

- **Headcount Vacancy.** MOPD has a Fiscal 2027 budgeted headcount of six positions. However, as of January 2026, only three of those positions were filled, resulting in a vacancy rate of 50 percent. Notably, both the budgeted and actual headcount have remained unchanged since Fiscal 2024. This level of staffing likely limits MOPD’s capacity to effectively coordinate with City agencies, respond to constituent needs, and ensure that City programs comply with accessibility and disability inclusion standards. Persistent vacancies may also hinder outreach efforts and the implementation of disability initiatives across the City. While the Mayor lifted the “two-for-one” hiring freeze, the administration is simultaneously reducing vacancies by 50 percent, which may further constrain hiring. Additional resources are needed to fill existing vacancies and potentially expand staffing so that MOPD can effectively fulfill its mandate to serve New Yorkers with disabilities.
- **MOPD Budget Reduction.** MOPD’s budget has fluctuated over the past several fiscal years. From Fiscal 2021 through Fiscal 2023, MOPD’s budget remained relatively stable at approximately \$850,000, and actual spending during those years generally aligned with the budgeted amount. However, in Fiscal 2025, the Office experienced a substantial reduction as part of the Adams Administration’s Program to Eliminate the Gap (PEG), which decreased its budget by approximately \$166,000, representing a 24 percent reduction from the prior fiscal year. Although the budget increased to \$678,657 in the Fiscal 2026 Adopted Budget, the Fiscal 2027 budget in the Preliminary Plan is unchanged, and MOPD’s funding remains below its historical levels. Restoring the budget to at least \$850,000, and ideally increasing it further, would better support staffing, outreach, and policy initiatives aimed at improving accessibility and inclusion across New York City.
- **CoNavigator Program for DeafBlind Individuals.** According to the American Community Survey, as of 2019, New York State is home to approximately 120,000 DeafBlind individuals, but New York City–specific data on this population remains limited. State-level labor market data from the National Deaf Center on Postsecondary Outcomes for 2018-2022, indicate that among individuals ages 16 to 64 in New York, 33.7 percent of DeafBlind people are employed compared to 69.7 percent of hearing individuals, while 61.5 percent of DeafBlind individuals are not in the labor force compared to 25.5 percent of hearing individuals. These disparities highlight the need for targeted support services that reduce barriers to employment and community participation. One potential solution is a citywide DeafBlind CoNavigator program, which would provide trained, one-to-one support to help DeafBlind individuals navigate public spaces, access information, and participate in social and professional activities. Incorporating such a program within MOPD’s portfolio, and allocating dedicated funding for it, could help address persistent accessibility barriers and promote greater economic and civic participation among New York City’s DeafBlind community.

Supporting Budget Charts

Budget Actions in the November and Preliminary Plans

<i>Dollars in Thousands</i>	FY26			FY27		
	City	Non-City	Total	City	Non-City	Total
MOPD Budget as of the Adopted FY26 Plan	\$535,653	\$143,004	\$678,657	\$535,653	\$143,004	\$678,657
Changes Introduced in the November 2025 Plan						
Other Adjustments						
Handicapped Parking Program	\$0	\$25,000	\$25,000	\$0	\$0	\$0
Subtotal, Other Adjustments	\$0	\$25,000	\$25,000	\$0	\$0	\$0
TOTAL, All Changes in November 2025 Plan	\$0	\$25,000	\$25,000	\$0	\$0	\$0
MOPD Budget as of the November 2025 Plan	\$535,653	\$168,004	\$703,657	\$535,653	\$143,004	\$678,657
Changes Introduced in the FY27 Preliminary Plan						
TOTAL, All Changes in the FY27 Preliminary Plan	\$0	\$0	\$0	\$0	\$0	\$0
MOPD Budget as of the FY27 Preliminary Plan	\$535,653	\$168,004	\$703,657	\$535,653	\$143,004	\$678,657

Budget by Unit of Appropriation

Mayor's Office for People with Disabilities						
<i>Dollars in Thousands</i>						
	FY24	FY25	FY26	Preliminary Plan		*Difference
	Actual	Actual	Adopted	FY26	FY27	FY27-FY26
Spending						
Personal Services						
Additional Gross Pay	\$12	\$0	\$0	\$0	\$0	\$0
Additional Gross Pay - Labor Reserve	9	0	0	0	0	0
Full-Time Salaried - Civilian	525	498	656	656	656	0
Overtime - Civilian	0	0	0	0	0	0
Subtotal	\$546	\$498	\$656	\$656	\$656	\$0
Other Than Personal Services						
Contractual Services	\$5	\$2	\$16	\$32	\$16	\$0
Other Services & Charges	1	1	4	2	4	0
Property & Equipment	0	0	1	0	1	0
Supplies & Materials	1	0	2	14	2	0
Subtotal	\$7	\$3	\$23	\$48	\$23	\$0
TOTAL	\$553	\$501	\$679	\$704	\$679	\$0
Funding						
City Funds			\$536	\$536	\$536	\$0
Other Categorical			5	30	5	0
Capital- IFA			138	138	138	0
TOTAL	\$553	\$501	\$679	\$704	\$679	\$0
Budgeted Headcount						
Full-Time Positions - Civilian	3	3	6	6	6	0
TOTAL	3	3	6	6	6	0

**The difference of Fiscal 2027 Preliminary Budget compared to Fiscal 2026 Adopted Budget.*

Source: New York City Office of Management and Budget