



New York City Council
Hon. Julie Menin, Speaker of the Council
Hon. Linda Lee, Chair, Finance Committee
Hon. Nantasha Williams, Chair, Committee on Cultural Affairs, Libraries and International Relations

**Report on the Fiscal 2027 Preliminary Plan,
the Fiscal 2027 Preliminary Capital Commitment Plan, and the Fiscal 2026
Preliminary Mayor’s Management Report for the Committee on Cultural
Affairs, Libraries and International Relations**

Richard Lee, Director
Jonathan Rosenberg, Managing Deputy Director
Chima Obichere, Deputy Director
Paul Scimone, Deputy Director
Eisha Wright, Deputy Director

Prepared By:
Carolina Gil, Principal Financial Analyst
Aliya Ali, Assistant Director

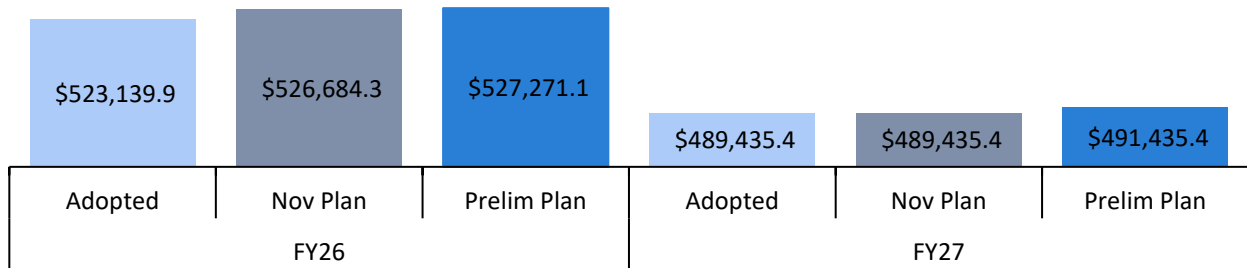
Fiscal 2027 Preliminary Plan

Libraries

The New York Public Library (NYPL), Brooklyn Public Library (BPL), and Queens Public Library (QPL) together form one of the nation’s largest public library systems, operating hundreds of branches across the five boroughs. Beyond providing free access to books and technology, they serve as vital community hubs supporting education, workforce development, and lifelong learning for all New Yorkers. While the three library systems are funded by the City they are independent organizations with their own board of trustees who are responsible for hiring and management of the systems’ leadership.

The Preliminary Financial Plan for Fiscal 2026-2030 (Preliminary Plan) includes a proposed Fiscal 2027 budget of \$491.4 million for the New York Public Libraries (the Libraries), \$2.0 million more than its \$489.4 million Fiscal 2027 budget in the November Plan. The Libraries Fiscal 2026 budget in the Preliminary Plan is \$586,000 more than its \$526.7 million Fiscal 2026 budget in the November Plan. The current Fiscal 2027 budget is \$31.7 million less than the \$523.1 million Fiscal 2026 budget at adoption.

Comparison of the Last Three Financial Plans



Dollars in Thousands

Source: New York City Office of Management and Budget

Libraries Financial Summary

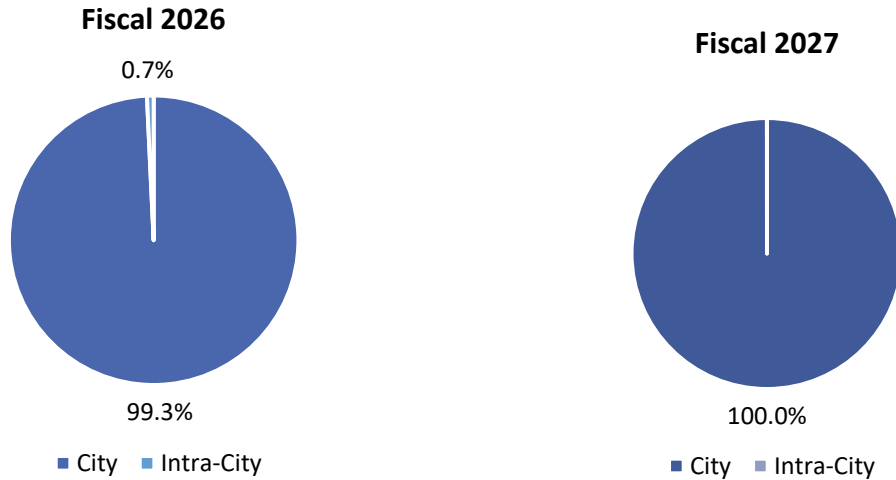
Dollars in Thousands	FY24	FY25	FY26	Preliminary Plan		*Difference
	Actual	Actual	Adopted	FY26	FY27	FY27 - FY26
Budget by Program Area						
BPL	\$128,977	\$141,442	\$144,774	\$146,547	\$136,090	(\$8,684)
NYPL	167,718	185,734	190,598	192,521	178,956	(\$11,642)
NYRL (Research)	32,466	35,836	37,867	37,867	35,646	(\$2,221)
QPL	132,414	144,558	149,900	150,337	140,743	(\$9,157)
TOTAL	\$461,575	\$507,570	\$523,140	\$527,271	\$491,435	(\$31,705)
Funding						
City Funds			\$523,107	\$523,107	\$491,403	(\$31,705)
Non-Governmental Grants			0	251	0	\$0
Other Services/Fees			33	3,912	33	\$0
TOTAL	\$461,575	\$507,570	\$523,140	\$527,271	\$491,435	(\$31,705)

*The difference of Fiscal 2027 Preliminary Budget compared to Fiscal 2026 Adopted Budget.

Source: New York City Office of Management and Budget

Budget by Funding Source

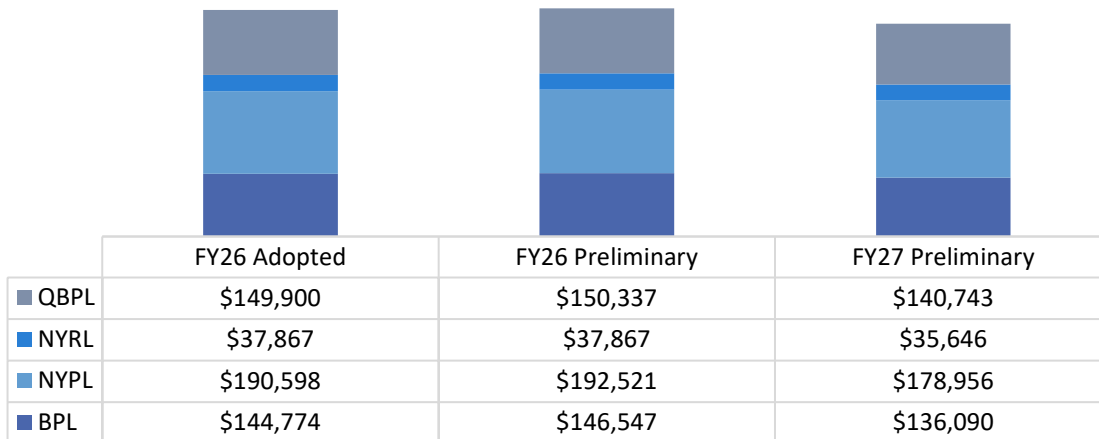
Fiscal 2027 City Funds: 100.0 percent



The Library System’s budgets as presented in the City budget are almost entirely City-funded. But because of their structures as independent organizations they have financial plans outside of the City’s budget. In 2025 City funds made up just under 60 percent of the NYPL’s unrestricted operating revenues, and just over 70 percent for QPL and BPL.

Source: New York City Office of Management and Budget

Other Than Personal Services (OTPS)



Dollars in Thousands

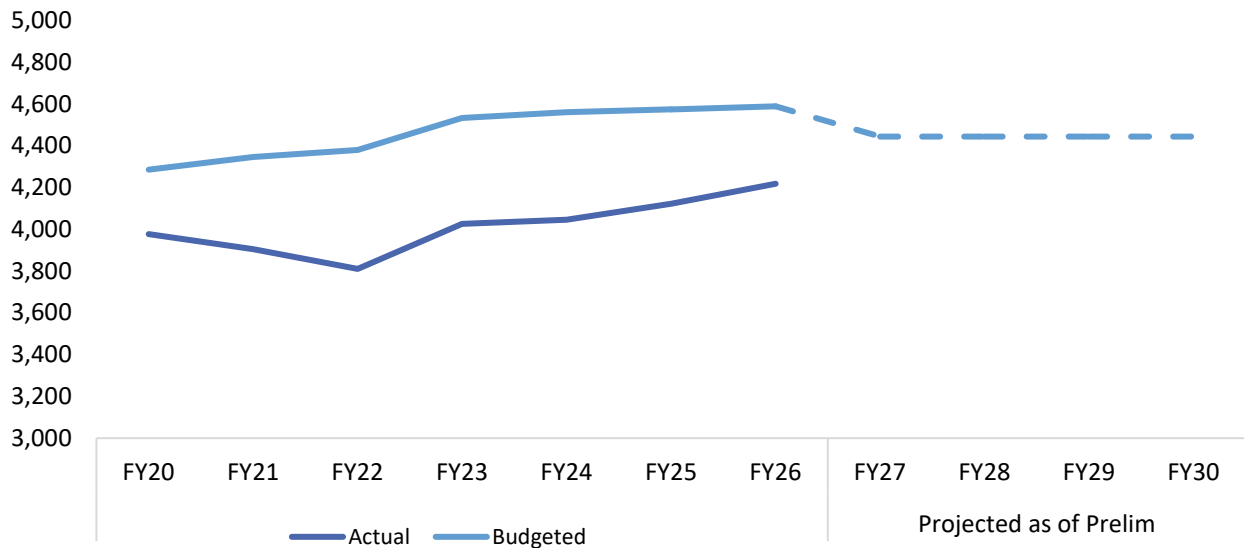
Source: New York City Office of Management and Budget

Headcount

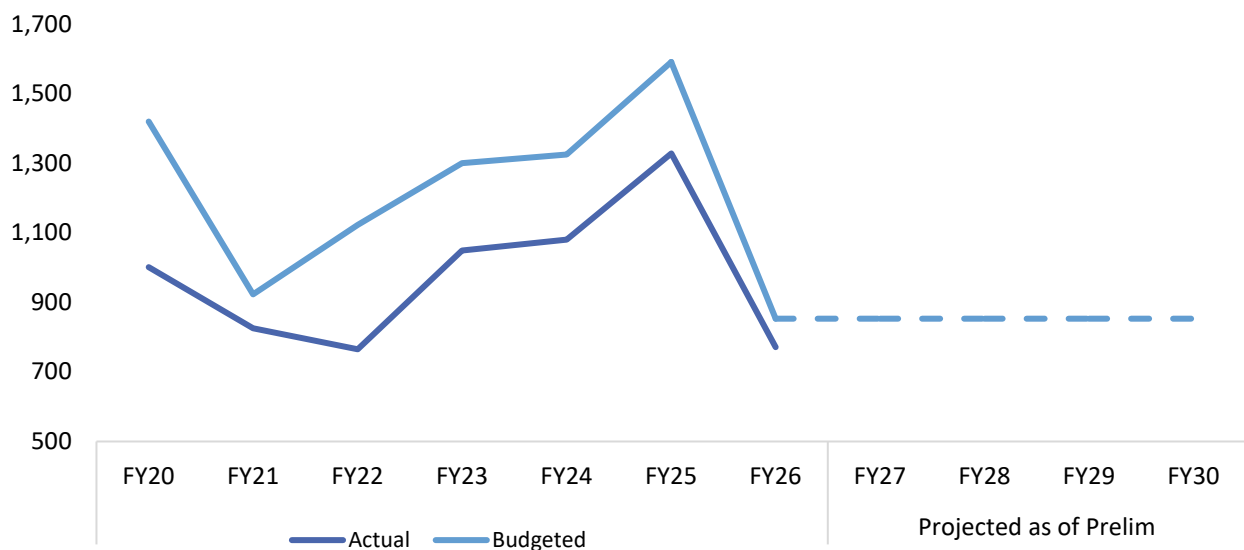
FY26 Budgeted Full-Time Positions: 4,590
 Actual FT Headcount as of January 2026: 4,219
 FY26 Budgeted Part-Time Positions: 853
 Actual PT Headcount as of January 2026: 771

FY27 Budgeted Full-Time Positions: 4,445
 Vacancy Rate as of January 2026: 8.0 percent
 FY27 Budgeted Part-Time Positions: 853
 Vacancy Rate as of January 2026: 9.6 percent

Full-Time Budgeted and Actual Headcount FY20-FY30

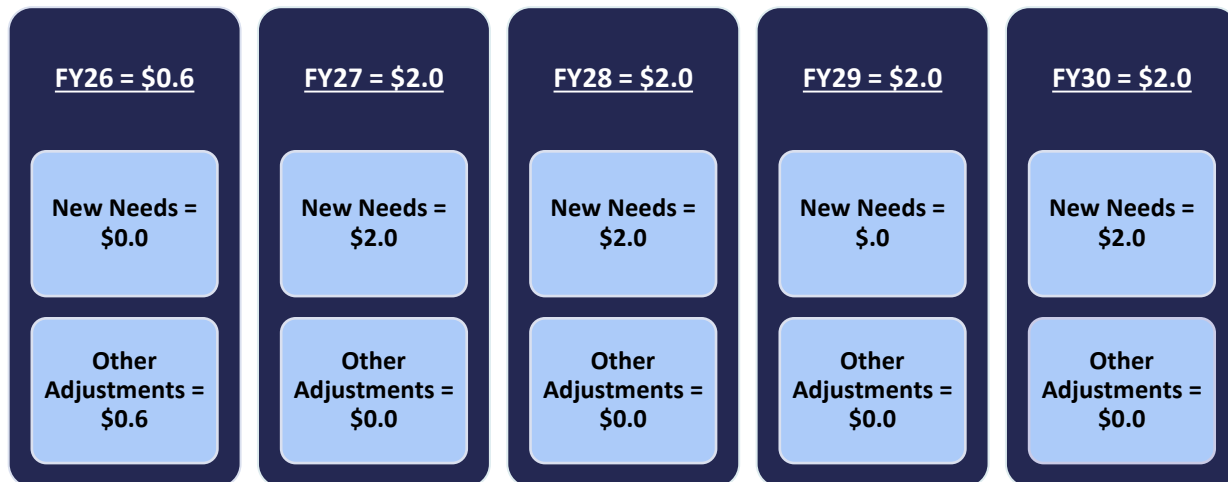


Part-Time Budgeted and Actual Headcount FY20-FY30



Note: Budgeted and actual headcounts are as of the end of the fiscal year, except for Fiscal 2026 where budgeted headcount is as of the Preliminary Plan and actual headcount is as of January 2026.

Preliminary Plan Changes



Dollars in Millions

Significant Preliminary Plan Changes

New Needs

- **Seven Day Service.** The Preliminary Plan includes \$2.0 million of baselined City funding beginning in Fiscal 2027 for additional seven-day service for each system. The Fiscal 2026 Adopted budget included one-year funding for seven-day service expansion to additional branches, including two branches in BPL, five branches in NYPL, and four branches in QPL.

Other Adjustments

- **We Speak NYC.** The Preliminary Plan includes an additional \$400,000 in Intra-City funding in Fiscal 2026 only to support We Speak NYC English conversation classes at the Brooklyn Public Library and Queens Public Library, \$200,000 designated for each system.
- **Clean Energy.** The Preliminary Plan includes an additional \$56,000 in Intra-City funding in Fiscal 2026 only for BPL to install solar panels at the Ryder branch.
- **Lighting Audits.** The Preliminary Plan includes an additional \$60,543 in Intra-City funding in Fiscal 2026 for QPL to conduct lighting audits in four buildings.
- **ExCEL Projects.** The Preliminary Plan includes an additional \$66,539 in Intra-City funding in Fiscal 2026 only for window glazing at Ryder branch. This is a transfer from the Department of Citywide Administrative Services (DCAS) for costs associated with the Conservation and Efficiency Leadership ExCEL program. This program uses PlaNYC expense funding for energy conservation initiatives such as LED lighting upgrades, efficiency insulation, and development of HVAC design standards and cooling system designs.

Preliminary Mayor's Management Report

The Preliminary Mayor's Management Report (PMMR) for Fiscal 2026 reports on Libraries noteworthy metrics.

- **Queens Public Library** – Program attendance in the first four months of Fiscal 2026 at QPL grew by 15 percent over the same period in the prior year, reflecting higher participation in library programming and community activities. The system also recorded 3,247 more wireless internet sessions, in the first four months in Fiscal 2026 a small increase from the same period the prior year, highlighting continued demand for digital access at library branches. However, new library card registrations decreased by 2.6 percent during the same period. Libraries open seven days per week increased from 4 percent in the first four months of Fiscal 2025 to 13 percent in the first four months of Fiscal 2026.
- **Brooklyn Public Library** – Program attendance increased to 290,939 participants in the first four months of Fiscal 2026, representing a 6 percent increase over the same period in the prior year. Additionally, new library card registrations increased by 9.2 percent, over the same period, indicating continued growth in membership. However, total library attendance in the first four months of Fiscal 2026 declined by 4.1 percent from the attendance levels during the first four months of Fiscal 2025. Libraries open seven days per week increased from 12 percent in the first four months of Fiscal 2025 to 15 percent in the first four months of Fiscal 2026.
- **New York Public Library** – In the first four months of Fiscal 2026, NYPL branch libraries recorded more than 410,000 program attendees, an 8 percent increase compared to the same period in the Fiscal 2025, while the research libraries saw program attendance grow by 29 percent in the first four months of Fiscal 2026 to approximately 57,500 participants. The system also reported nearly 976,000 wireless internet sessions in the first four months of Fiscal 2026, representing a 3 percent increase compared to the same period in Fiscal 2025, reflecting continued reliance on library spaces for free internet access and digital connectivity. Libraries open seven days per week increased from 8 percent in the first four months of Fiscal 2025 to 14 percent in the first four months of Fiscal 2026.

Budget Issues and Concerns

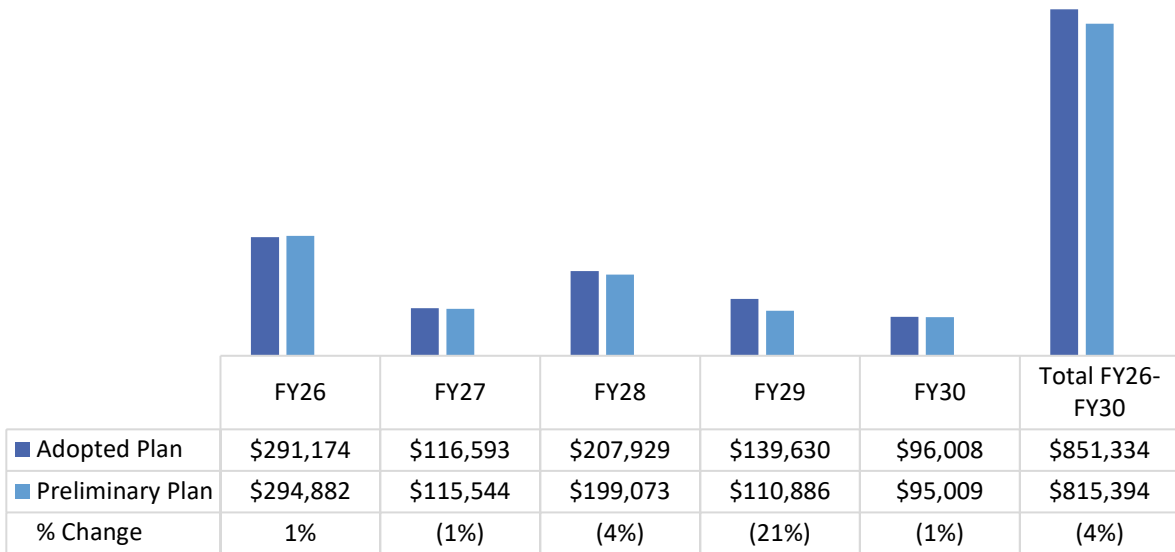
In recent years, the library systems have seen increased costs for programming and circulation, as well as a rise in the cost of materials, staff, and general operations. The Fiscal 2026 budget included \$30.7 million in additional operating subsidy for the systems for one year only. This critical funding was not included in the Fiscal 2027 budget. In order for the systems to continue to provide the level of service that New Yorkers are accustomed to it is necessary for the City to provide a consistent level of funding.

Capital Commitment Plan

On February 17, 2026, The Mamdani Administration released the Preliminary Capital Commitment Plan for Fiscal 2026-2030 (Commitment Plan) and the Fiscal 2027 Preliminary Capital Budget (Capital Budget).

- Libraries commitments, as presented in the Preliminary Capital Commitment Plan for Fiscal 2026-2030 (the Preliminary Commitment Plan), total \$815.3 million, 4.2 percent less than the total for the same period presented in the Adopted Capital Commitment Plan released in September 2025.
- Libraries planned commitments comprise 1.8 percent of the City's total \$78.6 billion Fiscal 2026-2030.

Fiscal 2026-2030 Capital Commitment Plan



Dollars in Thousands

Source: New York City Office of Management and Budget

Listed below is a highlighted project in each borough:

- **Westchester Square.** The Capital Commitment Plan includes \$32 million in Fiscal 2026 through Fiscal 2030 for the new branch construction project which is part of DDC's Design-Build program. The project is in the procurement phase and project completion is anticipated for 2030.
- **Jackson Heights Library.** The Capital Commitment Plan includes \$10 million in Fiscal 2026 through Fiscal 2030 for this project, with a total cost of \$42.3 million. The project is currently in design phase and is expected to be completed by Spring 2030.
- **New Lots Overhaul.** The Capital Commitment Plan includes \$11.4 million in Fiscal 2026 through Fiscal 2030 for this project, with a total cost of \$51.4 million. Demolition of the existing structure is set to begin imminently, and project completion is expected in late 2028.

Supporting Budget Charts

Budget Actions in the November and Preliminary Plans

<i>Dollars in Thousands</i>	FY26			FY27		
	City	Non-City	Total	City	Non-City	Total
BPL	\$144,742	\$32	\$144,774	\$135,532	\$0	\$135,532
NYPL	190,598	0	190,598	178,212	0	178,212
NYRL (Research)	37,867	0	37,867	35,506	0	35,506
QPL	149,900	0	149,900	140,185	0	140,185
Libraries Budget as of the Adopted FY26 Plan	\$523,107	\$32	\$523,139	\$489,435	\$0	\$489,435
Changes Introduced in the November 2025 Plan						
Other Adjustments						
BPL Demand Response Program	\$0	\$124	\$124	\$0	\$0	\$0
PLANYC Energy Efficiency	0	260	\$260	0	0	0
PLANYC Energy Efficiency	0	183	\$183	0	0	0
PLANYC Energy Efficiency	0	925	\$925	0	0	0
BPL Operating Subsidy	(42)	0	(\$42)	0	0	0
NYC Neighborhood Tech Help	0	278	\$278	0	0	0
PlaNYC Energy Conservation Program	0	248	\$248	0	0	0
PlaNYC Energy Conservation Program	0	637	\$637	0	0	0
PlaNYC Energy Conservation Program	0	492	\$492	0	0	0
PlaNYC Energy Conservation Program	0	136	\$136	0	0	0
NYPL Demand Response Program	0	127	\$127	0	0	0
PLANYC Energy Efficiency	0	9	\$9	0	0	0
PLANYC Energy Efficiency	0	69	\$69	0	0	0
PLANYC Energy Efficiency	0	56	\$56	0	0	0
QPL Operating Subsidy	42	0	\$42	0	0	0
Subtotal, Other Adjustments	\$0	\$3,544	\$3,544	\$0	\$0	\$0
TOTAL, All Changes in November 2025 Plan	\$0	\$3,544	\$3,544	\$0	\$0	\$0
Libraries Budget as of the November 2025 Plan	\$523,107	\$3,576	\$526,683	\$489,435	\$0	\$489,435

<i>Dollars in Thousands</i>	FY26			FY27		
	City	Non-City	Total	City	Non-City	Total
Changes Introduced in the FY27 Preliminary Plan						
New Needs						
BPL	\$0	\$0	\$0	\$558	\$0	\$558
NYPL	0	0	0	\$744	0	\$744
NYRL (Research)	0	0	0	\$140	0	\$140
QPL	0	0	0	558	0	558
Subtotal, New Needs	\$0	\$0	\$0	\$2,000	\$0	\$2,000
Other Adjustments						
Clean Energy	\$0	\$56	\$56	\$0	\$0	\$0
Excel Projects -IC	0	67	67	0	0	0
MOIA English L&S Centers BPL	0	200	200	0	0	0
Energy training	0	4	4	0	0	0
I/C MOIA English L&S at QPL	0	200	200	0	0	0
ICE26PM216	0	61	61	0	0	0
Subtotal, Other Adjustments	\$0	\$588	\$588	\$0	\$0	\$0
TOTAL, All Changes in the FY27 Preliminary Plan	\$0	\$588	\$588	\$2,000	\$0	\$2,000
Libraries Budget as of the FY27 Preliminary Plan	\$523,107	\$4,164	\$527,271	\$491,435	\$0	\$491,435

Source: New York City Office of Management and Budget