



**NEW YORK CITY COUNCIL
FINANCE DIVISION**

Tanisha Edwards, Esq.
Chief Financial Officer and
Deputy Chief of Staff

Richard Lee
Director

Jonathan Rosenberg
Managing Director

Chima Obichere
Deputy Director

Eisha Wright
Deputy Director

Paul Scimone
Deputy Director

Elizabeth Hoffman
Assistant Director

Aliya Ali
Unit Head

Hon. Adrienne Adams
Speaker of the Council

Hon. Carlina Rivera
Chair of the Committee on Cultural Affairs,
Libraries, International Intergroup Relations

**Report on the Fiscal 2025 Preliminary Plan
and the Fiscal 2024 Preliminary Mayor's
Management Report for the**

Libraries

March 12, 2024

Prepared by Sandra Gray, Financial Analyst



Table of Contents

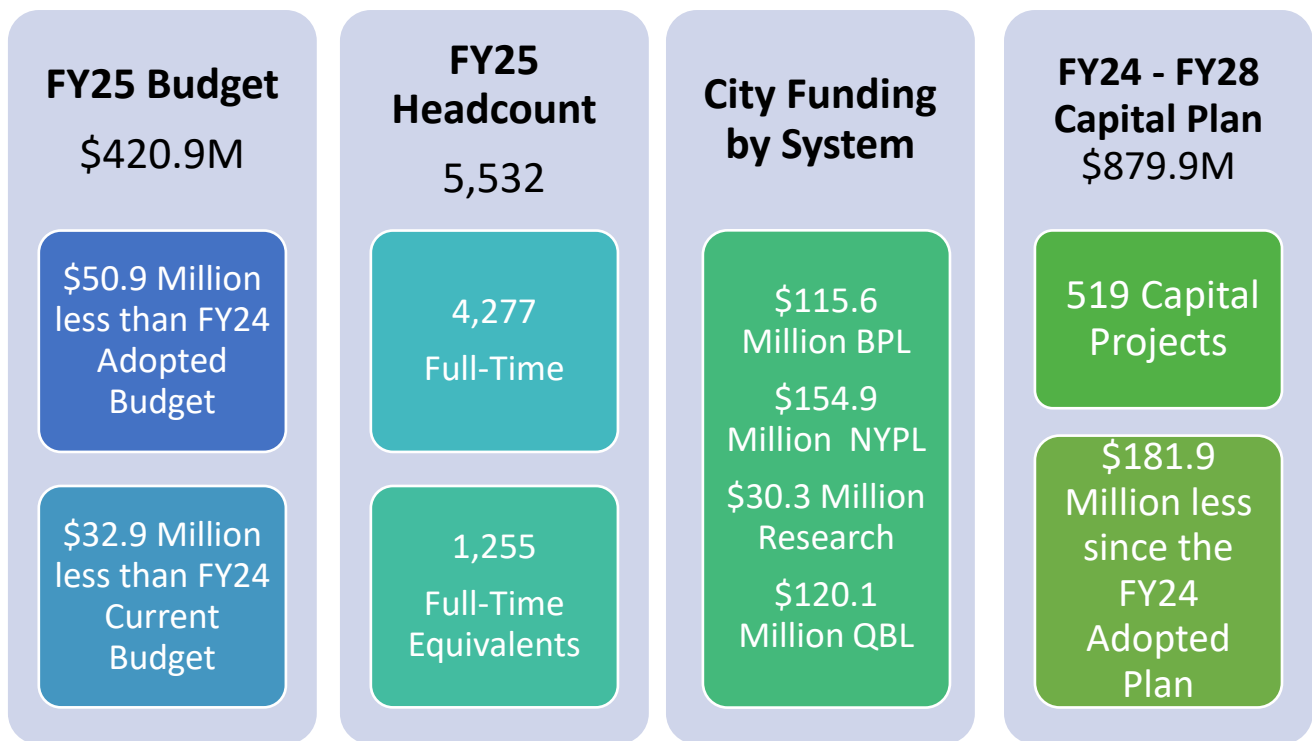
Libraries Overview	1
Libraries Fiscal 2025 Budget Snapshot	1
Libraries Financial Plan Overview	1
Libraries Financial Summary	2
Fiscal 2025 Preliminary Budget Changes	3
Headcount	4
Chart 3: Libraries Total Budgeted Headcount -2024 Current Headcount	4
Libraries State Budget.....	4
Fiscal 2024 Preliminary Mayor’s Management Report (PMMR).....	4
Preliminary Capital Commitment Plan for Fiscal 2024 to Fiscal 2028.....	5
New York Public Library	6
Research Library	6
Queens Public Library	6
Brooklyn Public Library	7
Council Initiatives.....	8
Appendices	10
A. Budget Actions in the November and Preliminary Plans	10
B. Unit of Appropriations.....	11

Libraries Overview

The New York City public libraries (the System) are comprised of three independent library systems: Brooklyn Public Library (BPL), the New York Public Library (NYPL), and Queens Public Library (QPL), offering an extensive range of services for all of New York. The Libraries’ collections include circulations, periodicals, 377 electronic databases and more than 65 million books. The Libraries’ consist of 219 local branches across the five boroughs of New York City, and four research library centers in Manhattan.

This report provides a comprehensive review of the Libraries’ expense and capital budgets. Each system receives City tax-levy funds for operational and energy support, as well as capital funds for maintenance of the 219 branches managed by the systems. The Systems also receive capital funds to create new branches and/or specialized centers.

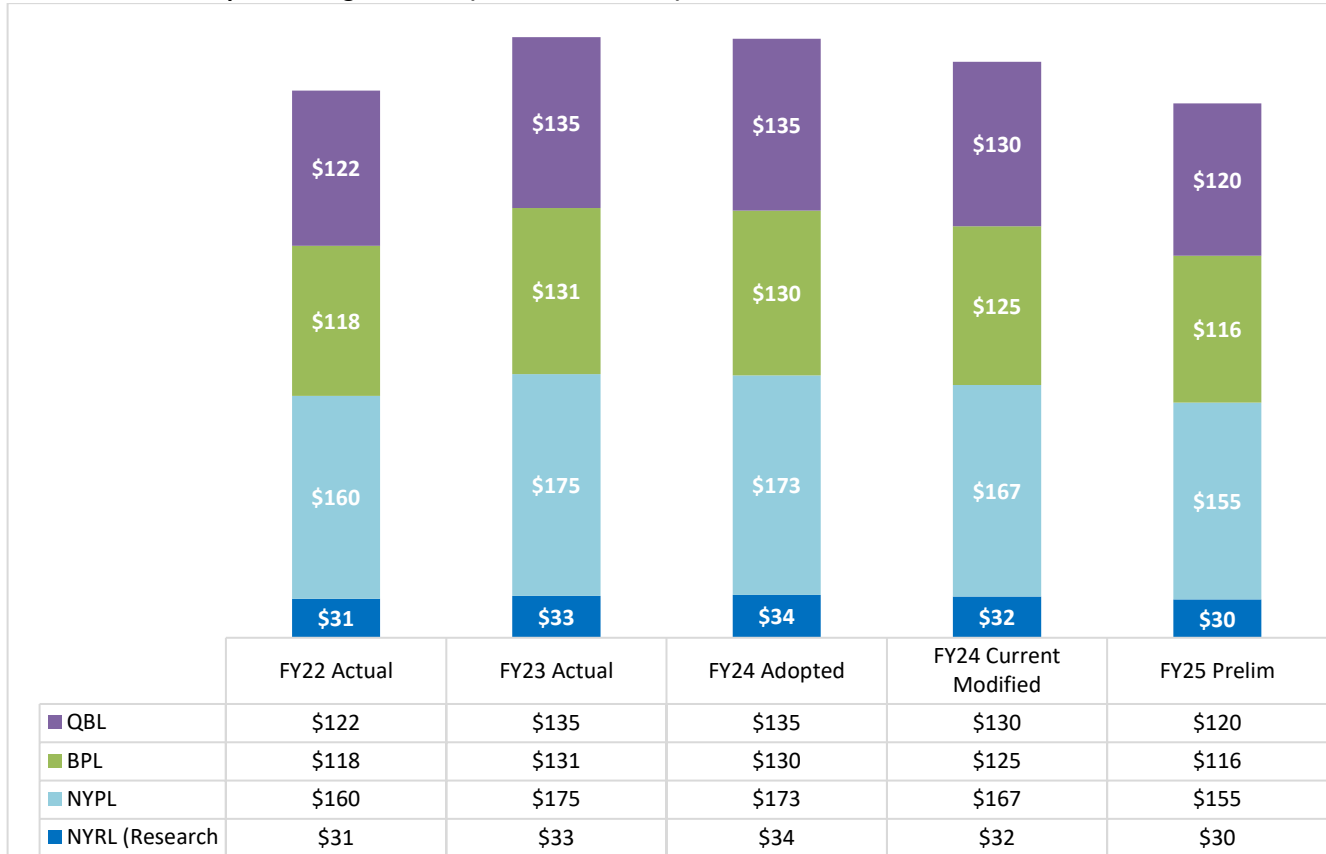
Libraries Fiscal 2025 Budget Snapshot



Libraries Financial Plan Overview

The Libraries Fiscal 2024 – 2028 Preliminary Financial Plan (Preliminary Plan) includes a budget of \$420.9 million in Fiscal 2025, which represents less than 1 percent of the City’s \$109.4 billion Fiscal 2025 budget. The funding for each of the systems is presented in the budget snapshot. The Libraries’ headcount in Fiscal 2025 consist of 5,532 positions with a total of 4,277 full-time positions and 1,255 full-time equivalents (FTE) positions. Each system receives City tax-levy funds for operational and energy support, as well as capital funds for maintenance of the branches including the research centers managed by the systems. The Libraries’ Other Than Personal Services (OTPS) funding totals \$420.9 million, the majority of which funds the daily operations of each system’s maintenance, materials and utilities. Chart 1 presents the breakdown of the OTPS for each of the systems.

Chart 1: Libraries Expense Budget – OTPS (Dollars in Millions)



Source: New York City Office of Management and Budget

Libraries Financial Summary

<i>Dollars in Thousands</i>	FY22	FY23	FY24	Preliminary Plan		*Difference
	Actual	Actual	Adopted	FY24	FY25	FY25 - FY24
Spending						
Other Than Personal Services	\$431,026	\$473,121	\$471,880	\$453,874	\$420,994	(\$50,886)
TOTAL	\$431,026	\$473,121	\$471,880	\$453,874	\$420,994	(\$50,886)
Budget by Program Area						
NYRL (Research)	30,652	32,989	33,683	32,378	30,304	(\$3,379)
NYPL	159,892	174,642	172,998	166,823	154,948	(18,050)
BPL	118,390	130,941	129,883	125,026	115,644	(14,239)
QPL	122,091	134,550	135,316	129,647	120,099	(15,218)
TOTAL	\$431,026	\$473,121	\$471,880	\$453,874	\$420,994	(\$50,886)
Funding						
City Funds			\$471,861	\$451,330	\$420,968	(\$50,893)
Intra-city			19	2,544	26	7
TOTAL	\$431,026	\$473,121	\$471,880	\$453,874	\$420,994	(\$50,886)

*The difference of Fiscal 2025 Preliminary Budget compared to Fiscal 2024 Adopted Budget.

Source: New York City Office of Management and Budget

For Fiscal 2025, the Administration is proposing a \$421.0 million subsidy for the systems, which represents a decrease of \$50.9 million or 10.8 percent when compared to the Fiscal 2024 Adopted Budget of \$471.9 million.

The Preliminary Plan includes \$185.2 million for NYPL (Branch and Research), \$21.4 million less than the Fiscal 2024 budget at adoption. NYPL’s budget is approximately 37 percent city-funded while the Research Libraries budget is 7.0 percent city-funded. Other sources of funding not included in Chart 1 include private contributions through the endowment draw, New York State, earned revenue, and the federal government. According to the system, the reduced City funding will affect library services; reducing the number of program’s it can provide, changing services at some of the locations; reducing the budget for library materials, eliminating Sunday hours, and the elimination of vacant positions.

The Preliminary Plan includes \$120.1 million in Fiscal 2025 for QPL, which represents 29.0 percent of the City’s budgeted funding to the Systems. QPL’s Fiscal 2025 budget is \$15.2 million less than its Fiscal 2024 budget at adoption. Other sources of funding include private contributions, New York State, and the federal government. According to the system, the reduction in City funding in Fiscal 2025, is expected to impact operational hours, Sunday services, the level of programming offered to the children, teens, and adults in the community; and the number of printed books and e-content that can be purchased.

The Preliminary Plan includes \$115.6 million In Fiscal 2025 for BPL, representing 27.0 percent of the City’s allocated funding to the Systems. BPL’s Fiscal 2025 budget is approximately 85.0 percent City funding. Other sources of funding include private contributions, New York State, the federal government, and earned income including investments.

Fiscal 2025 Preliminary Budget Changes

Budget actions in the Preliminary Plan were minimal, increasing the System’s budget by \$9,000 in Fiscal 2024 when compared to the November Plan.

The table below provides a summary of Libraries’ spending changes from the November Financial Plan to the Preliminary Financial Plan.

Chart 2: Fiscal 2025 Preliminary Plan Net Changes, by Fiscal Year*



*Savings in this chart are the sum of all expense savings, from all revenue sources, including but not limited to, City, State, and federal savings. As some agency, PEGs may be revenue actions or savings from non-City sources, this number will not necessarily equal the agency’s PEG value.

Table 1 provides a summary of the System’s Program to Eliminate the Gap (PEGs) savings across the November and Preliminary Plans.

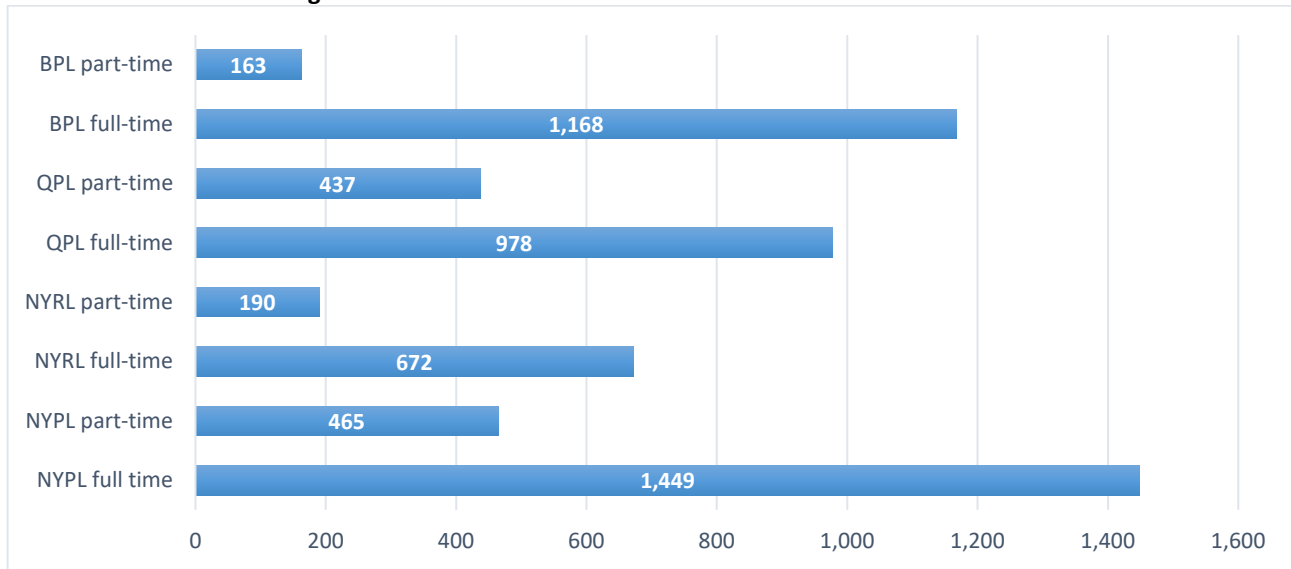
Table 1: Libraries Total Program to Eliminate the Gap (PEG)

Dollars in Thousands	FY24	FY25	FY26	FY27	FY28
November Plan	(\$23,593)	(\$22,014)	(\$22,326)	(\$22,326)	(\$22,326)
Preliminary Plan	0	0	0	0	0
TOTAL PEGs	(\$23,593)	(\$22,014)	(\$22,326)	(\$22,326)	(\$22,326)

Source: New York City Office of Management and Budget

Headcount

Chart 3: Libraries Total Budgeted Headcount -2024 Current Headcount



NYPL’s current budgeted headcount for Fiscal 2024 is 1,914, of which 1,449 are full-time and 465 are part-time employees. The NYRL (Research) current budgeted headcount is 672 full-time and 190 part-time employees. The total headcount for the NYPL (Research and Branch) is 2,776, of which 76.0 percent are full-time employees and 24.0 percent part-time employees.

QPL’s current budgeted headcount is 1,415; of which 978 are full-time employees with 87.0 percent union, 437 are part-time employees. The system’s current headcount reflects a decrease of three full-time and 32 part-time positions.

BPL’s current budgeted headcount is 1,331 of which 1,168 are full-time employees and 163 are part-time employees. BPL’s current headcount is 64 greater than at the same time last year, with the entire increase representing additional part-time employees.

Libraries State Budget

The Governor’s proposed Fiscal 2025 Executive Budget for the Library Systems includes \$102.1 million for operational cost; an increase of \$2.5 million when compared to the last enacted State Budget and \$34.0 million for construction aid that remains unchanged. Final appropriations to each system will be decided by formula after State Budget enactment.

The State funding received by each of the Systems in the State Fiscal 2024 Budget include \$8.4 million in operational aid and \$3.3 million in construction aid for BPL, \$5.9 million in operational aid and \$3.0 million in construction aid for QPL, and \$21.2 million in operational aid and \$4.2 million in construction aid for NYPL.

Fiscal 2024 Preliminary Mayor’s Management Report (PMMR)

Due to budgetary constraints, the Libraries’ adjusted their Fiscal 2024 PMMR indicators as follows.

- Brooklyn Public Library circulation was adjusted from 10.3 million to 9.6 million, New York Public Library projected circulation was adjusted from 15 million to 14.5 million, New York Public Library’s Electronic visits to website was adjusted from 20 million to 19 million, and Queens Borough Public Library circulation was adjusted from 7.5 million to 7 million.

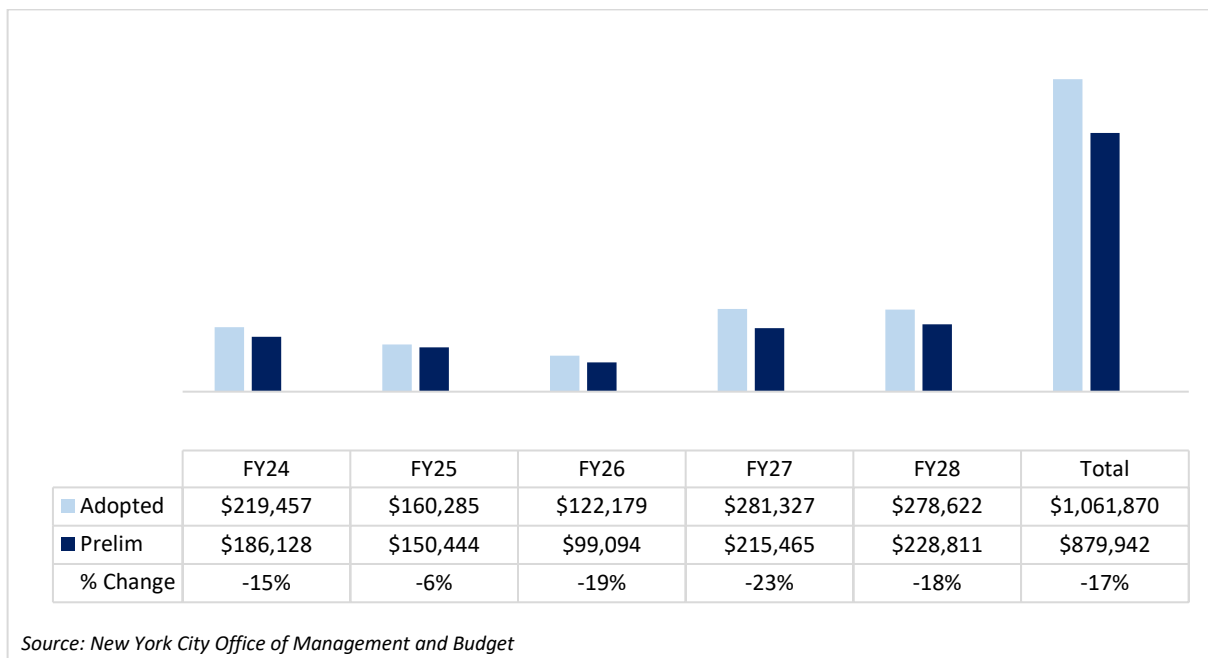
- In the first four months of Fiscal 2024, the Brooklyn Public Library had 953,862 wireless sessions, an increase of 427,302, or 45.0 percent, when compared to the first four months of Fiscal 2023. In the first four months of Fiscal 2024 BPL had 22,444 program sessions, an increase of 29.0 percent when compared to the first four months actual of 15,896 sessions in Fiscal 2023.
- In the first four months of Fiscal 2024, the New York Public Library had 892,094 wireless sessions, an increase of 496,875, or 53 percent, when compared to the first four months of Fiscal 2023. In the first four months of Fiscal 2024 NYPL had 30,529 program sessions, an increase of 26.0 percent when compared to the first four month actual of 22,566 sessions in Fiscal 2023. NYPL had 369,555 people attend programs in the first four months of Fiscal 2024, an increase of 22.1 percent when compared to the first four months of Fiscal 2023 (287,701).
- In the first four months of Fiscal 2024, wireless sessions at the Queens Public Library totaled 322,169, an increase of 119,259, or 37 percent, when compared to the first four months of Fiscal 2023. QPL program attendance in the first four months of Fiscal 2024 was 333,825, an increase of 21.2 percent when compared to the first four months actual of 263,061 in Fiscal 2023.

Preliminary Capital Commitment Plan for Fiscal 2024 to Fiscal 2028

The City’s Capital Commitment Plan (the Commitment Plan) details the Administration’s plan to spend the appropriations voted on by the City Council at Adoption. The Commitment Plan provides project-level funding detail, as well as an estimate of expenditure dates. It is through this document that we gain insight into a project’s estimated cost, start date and time to completion.

The Libraries’ Preliminary Capital Commitment Plan includes approximately \$879.9 million (including City and Non-City funds) in Fiscal 2024-2028. This represents less than one percent of the City’s total \$85.5 billion Preliminary Capital Commitment Plan. The Libraries’ Preliminary Capital Commitment Plan for Fiscal 2024-2028 reflects a decrease of \$181.9 million, or 17 percent, from the \$1.1 billion scheduled in the Fiscal 2024 Adopted Capital Commitment Plan.

Chart 4: Libraries Fiscal 2024-2028 Commitment Plan, (Dollars in Thousands)



Preliminary Capital Commitment Plan Highlights

Some of the major capital projects in the Preliminary Capital Commitment Plan for Fiscal 2024-2028 are discussed below.

New York Public Library

The Fiscal 2024-2028 Preliminary Capital Commitment Plan includes \$201.1 million (City and Non-City funds) for capital projects at NYPL branches.

- **Carnegie Branches.** The Commitment Plan includes a total of \$36.7 million over the plan period for the comprehensive renovations and outfitting of five Carnegie branches (125th Street, Fort Washington, Hunts Point, Melrose, and Port Richmond).
- **Westchester Square Branch.** The Commitment Plan includes \$12.4 million for the construction of a new Westchester Square Branch.
- **Tompkins Square Branch.** The Commitment Plan includes \$16.7 million for the rehabilitation and outfitting of the Tompkins Square Branch.
- **Hamilton Fish Park Branch.** The Commitment Plan includes \$15.6 million for the rehabilitation and outfitting of the Hamilton Fish Park Branch.
- **Woodlawn Heights Branch.** The Commitment Plan includes \$9.6 million for the renovation and expansion of the Woodlawn Heights Branch.
- **Castle Hill Branch.** The Commitment Plan includes \$9.4 million for the renovation, design, and construction at the Castle Hill Branch.
- **George Bruce Branch.** The Commitment Plan includes \$8.0 million for the partial interior and exterior rehabilitation, roof, and boiler at the George Bruce Branch library.
- **New Drop Branch.** The Commitment Plan includes \$6.5 million for replacement of the HVAC at the New Drop Branch.

Research Library

The Fiscal 2024-2028 Preliminary Capital Commitment Plan includes \$13.7 million (City and Non-City funds) for capital projects at the Research Libraries. The projects represented in the Capital Commitment Plan include the following.

- **System-wide Upgrade.** \$3.2 million for system-wide technology upgrades and \$1.5 million for system-wide firewall replacement and expansion.
- **Schomburg Center.** The Preliminary Commitment Plan includes \$2.1 million for the Schomburg Center decarbonization project.

Queens Public Library

The Fiscal 2023-2027 Preliminary Capital Commitment Plan includes \$391.0 million (City and Non-City funds) for QPL branches. Listed are some of the highlighted projects.

- **Rego Park Branch.** The Commitment Plan includes \$41.4 million for the construction of a new 18,000 square foot 2-story above grade and 1-story below grade community library.
- **Jackson Heights Branch.** The Commitment Plan includes \$30.7 million to renovate and expand the facility from 18,000 square feet to 21,000 square feet.
- **Douglaston and Littleneck Branch:** The Commitment Plan includes \$29.6 million for the construction of a new 12,000 square foot 2-story community library.
- **Arverne Branch.** The Commitment Plan includes \$19.7 million for construction of a dual multi-purpose community room 4,663 square foot single story annex.

- **Astoria Branch.** The Commitment Plan includes a total of \$15.7 million for the interior renovation, a new front garden, new exterior forecourt, and new and 600 square foot main vestibule with a passenger elevator.
- **Baisley Park Branch.** The Commitment Plan includes a total of \$15.2 million for the interior and exterior renovation of the branch.
- **Queens Village Branch.** The Commitment Plan includes a total of \$19.0 million for the exterior rehabilitation, windows, roof, HVAC, and other branch improvements.

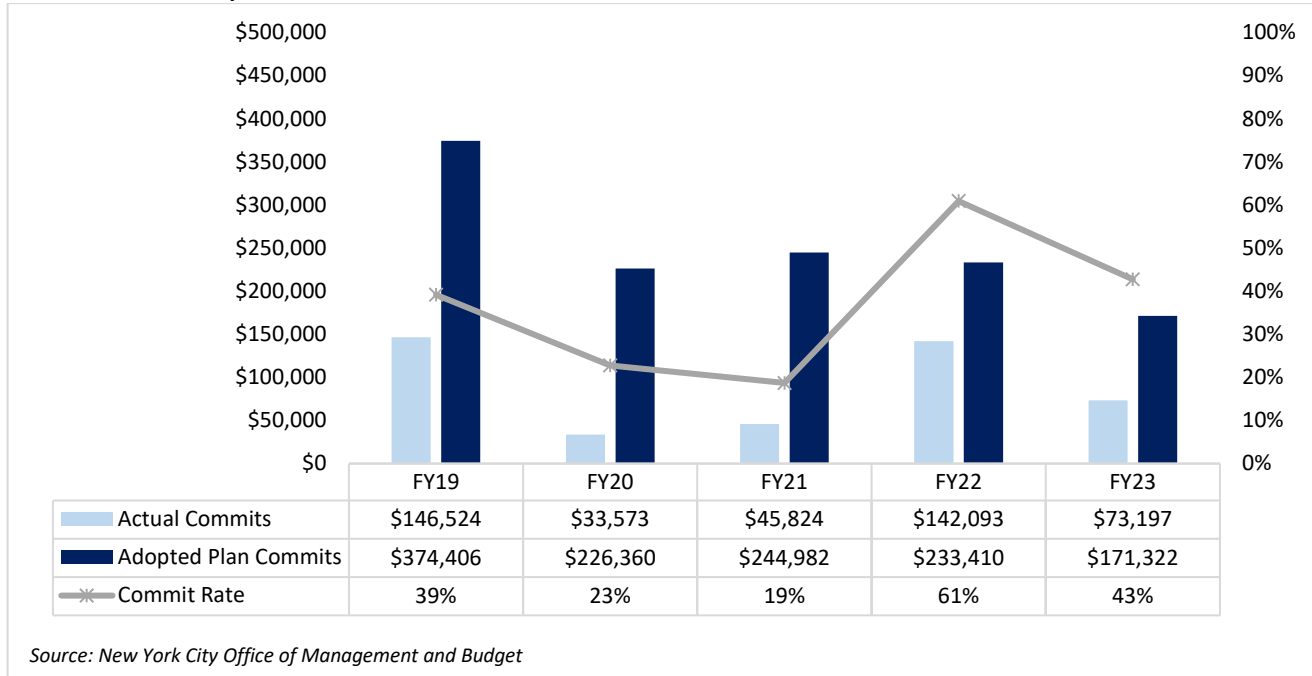
Brooklyn Public Library

The Fiscal 2024-2028 Preliminary Capital Plan includes \$274.2 million (City and Non-City funds).

- **Central Library Branch.** The Phase 2B project of \$40.0 million; has been pushed out to start in Fiscal 2029. Currently phase 2A includes \$1.7 million for renovation and conversion of the third floor to house the Central Library's administrative staff, and other upgrades with completion expected in Fiscal 2027.
- **Pacific Branch Overhaul.** The Capital Commitment Plan includes a total of \$34.1 million for a branch overhaul with a focus on accessibility and infrastructural upgrades – primarily improving access to all levels, and infrastructure upgrades consisting of HVAC and building envelope upgrades.
- **New Lots Branch.** The Capital Commitment plan includes \$28.6 million for a full branch reconstruction.
- **Eastern Parkway.** The Commitment Plan includes \$28.6 million for a full branch renovation at Eastern Parkway Branch, including improving ADA access, expanding programming and staff spaces, expansion of the Adult Learning Center, creation of outdoor seating areas, and updating building systems.
- **Brownsville Branch.** The Commitment Plan includes \$23.7 million for a full branch renovation of the Brownsville Branch, including rooftop addition, additional public service space, new landscaping, new green roof, new security and fire safety systems, and a new MEP (mechanical electric and plumbing) system to make the building fossil-fuel free.
- **New Utrecht Branch.** The Commitment Plan includes \$24.0 million for a substantial infrastructure upgrade of the New Utrecht branch.
- **Canarsie Branch.** The Commitment Plan includes \$20.0 million for a full branch reconstruction.
- **Borough Park Library.** The Commitment Plan includes \$18.3 million for a full branch renovation at Borough Park Library, including new and expanded program areas as well as structural and building system upgrades, façade replacement, roof replacement, upgraded ADA access, and heating and cooling upgrades.

Chart 5 displays the System's capital commitment plan as of adoption in each year from Fiscal 2019 through Fiscal 2023 and the actual commitments in the corresponding fiscal year. The chart also shows the capital commitment rate: the percentage of the capital plan committed per fiscal year. The Library system's capital commitment rate was much lower in Fiscal 2020 and 2021, during the pandemic, when compared to the other fiscal years. The highest commitment rate in the last 5 years was in Fiscal 2022 at 61.0 percent.

Chart 5: Libraries Capital Commitment Rate



Council Initiatives

Table 2: City Council FY24 Library Initiatives

Council Initiatives	Amount
Fiscal 2024 Subsidy	\$15,700,000
City's First Readers	1,314,342
Adult Literacy	202,000
Digital Inclusion and Literacy Initiative	70,000
Coalition Theaters of Color	30,000
Local Initiatives	234,400
TOTAL	\$17,550,742

Fiscal 2024 Subsidy

In Fiscal 2024, the City Council allocated one-time funding of \$15.7 million split between the three systems to continue to provide the same level of service as the prior fiscal year. The subsidy was used by the systems for staffing, programming, collections and building maintenance.

City's First Readers

The City's First Readers initiative was created in Fiscal 2015 to support a coalition of non-profit organizations that foster literacy development through direct programming, book distribution, parent engagement and in-home training. The initiative focuses on children ages 0 to 5 with a goal of helping children achieve reading proficiency by the third grade. The libraries received \$1.3 million through this citywide initiative.

Digital Inclusion and Literacy Initiative

The Digital Inclusion and Literacy Initiative was created in Fiscal 2015 to address disparities in access to the internet and to increase digital literacy throughout the City through programming available in every Council district. The libraries received \$70,000 through this citywide initiative.

Coalition Theaters of Color

This initiative supports the operations and programming of various theaters and cultural organizations, primarily in communities of color. The QPL receive \$30,000 under this initiative.

Adult Literacy

This initiative funds additional basic literacy, English for Speakers of Other Languages, and Graduate Equivalency Degree classes for adults who cannot read, write or speak English. In addition, funding also supports services such as counseling and case management for students. The library systems received \$202,000 under this initiative.

Appendices

A. Budget Actions in the November and Preliminary Plans

<i>Dollars in Thousands</i>	FY24			FY25		
	City	Non-City	Total	City	Non-City	Total
NYPL Research	\$33,683	\$0	\$33,683	\$31,495	\$0	\$31,495
NYPL	72,998	0	172,998	161,370	0	161,370
QPL	29,864	19	129,883	121,115	26	121,141
BPL	5,316	0	135,316	126,095	0	126,095
Libraries Budget as of the Fiscal 2024 Adopted Budget	\$471,860	\$19	\$471,880	\$440,075	\$26	\$440,101
Changes Introduced in the November Plan						
Other Adjustments						
Research: CWA L1180 Collective Bargaining Adjustment	\$379	\$0	\$379	\$384	\$0	\$384
NYPL: CWA L1180 Collective Bargaining Adjustment	1,599	0	1,599	1,656	0	1,656
NYPL: Energy Personnel	0	224	224	0	0	0
NYPL: Energy Training	0	29	29	0	0	0
NYPL: Excel Projects	0	65	65	0	0	0
NYPL: FY24 NYPL-NYCCC	0	352	352	0	0	0
NYPL-RCM Projects	0	206	206	0	0	0
BPL -CWA L1180 CB Adjustment	196	0	196	170	0	170
BPL: Energy Personnel	0	165	165	0	0	0
BPL: BPL NYCCC	0	730	730	0	0	0
BPL: IBT L237 CB Adjustment	530	0	530	381	0	381
BPL: SEIU Buyers L300 CB Adjustment	9	0	9	9	0	9
QPL: CWA L1180 Collective Bargaining Adjustment	305	0	305	276	0	276
QPL: Energy Personnel	0	74	74	0	0	0
QPL: FY24 NYCCC-QPL	0	653	653	0	0	0
QPL: RCM Projects	0	26	26	0	0	0
QPL: SEIU Buyers L300 Collective Bargaining Adjustment	35	0	35	32	0	32
Subtotal, Other Adjustments	\$3,054	\$2,524	\$5,578	\$2,907	\$0	\$2,907
PEG's						
NYPL Research: Reduction to Operating Subsidy	(\$1,684)	\$0	(\$1,684)	(\$1,575)	\$0	(\$1,575)
NYPL: Reduction to Operating Subsidy	(8,650)	0	(8,650)	(8,069)	\$0	(8,069)
NYPL: Telecommunication Savings	0	0		(9)		(9)
BPL: Reduction to Operating Subsidy	(6,493)	0	(6,493)	(6,056)	0	(6,056)
QPL: Reduction to Operating Subsidy	(6,766)	0	(6,766)	(6,305)	0	(6,305)
Subtotal, PEG's	(\$23,593)	\$0	(\$23,593)	(\$22,014)	\$0	(\$22,014)
TOTAL, All Changes	(\$20,539)	\$2,524	(\$18,015)	(\$19,107)	\$0	(\$19,107)
Libraries Budget as of the November Plan	\$451,321	\$2,544	\$453,865	\$420,968	\$26	\$420,994
NYPL Research	\$32,379	\$0	\$32,379	\$30,305	\$0	\$30,305
NYPL	165,947	876	166,823	154,948	0	154,948
QPL	124,106	914	125,020	115,618	26	115,644
BPL	128,889	754	129,643	120,098	0	120,098
Changes Introduced in the Preliminary Plan						
Other Adjustments						
NYPL: City Council Member Item Reallocations	\$1	\$0	\$1	\$0	\$0	\$0
BPL: City Council Reallocations	6	0	6	0	0	0
QPL: City Council Reallocations	3	0	3	0	0	0
Subtotal, Other Adjustments	\$9	\$0	\$9	\$0	\$0	\$0
TOTAL, All Changes	\$9	\$0	\$9	\$0	\$0	\$0
NYPL Research	\$32,379	\$0	\$32,379	\$30,305	\$0	\$30,305
NYPL	165,947	876	166,823	154,948	0	\$154,948
QPL	124,112	914	125,026	115,618	26	\$115,644
BPL	128,892	754	129,646	120,098	0	\$120,098
Libraries Budget as of the Preliminary Plan	\$451,330	\$2,544	\$453,874	\$420,968	\$26	\$420,994

B. Unit of Appropriations

New York Research Library						
<i>Dollars in Thousands</i>						
	FY22	FY23	FY24	Preliminary Plan		*Difference
	Actual	Actual	Adopted	FY24	FY25	FY25-FY24
Spending						
Other Than Personal Services						
Fixed and Misc. Charges	\$27,521	\$29,611	\$30,330	\$29,026	\$26,951	(\$3,379)
Other Services and Charges	3,131	3,378	3,353	3,353	3,353	0
TOTAL	\$30,652	\$32,989	\$33,683	\$32,378	\$30,304	(\$3,379)
Funding						
City Funds			\$33,683	\$32,378	\$30,304	(\$3,379)
TOTAL	\$30,652	\$32,989	\$33,683	\$32,378	\$30,304	(\$3,379)

**The difference of Fiscal 2025 Preliminary Budget compared to Fiscal 2024 Adopted Budget.*

New York Public Library						
<i>Dollars in Thousands</i>						
	FY22	FY23	FY24	Preliminary Plan		*Difference
	Actual	Actual	Adopted	FY24	FY25	FY25-FY24
Spending						
Other Than Personal Services						
Fixed & Misc. Charges	\$154,371	\$168,448	\$166,845	\$160,671	\$148,795	(\$18,050)
Other Services & Charges	5,521	6,193	6,153	6,153	6,153	0
TOTAL	\$159,892	\$174,642	\$172,998	\$166,823	\$154,948	(\$18,050)
Funding						
City Funds			\$172,998	\$165,948	\$154,948	(\$18,050)
Intra City			0	876	0	\$0
TOTAL	\$159,892	\$174,642	\$172,998	\$166,823	\$154,948	(\$18,050)

**The difference of Fiscal 2025 Preliminary Budget compared to Fiscal 2024 Adopted Budget.*

Brooklyn Public Library						
<i>Dollars in Thousands</i>						
	FY22	FY23	FY24	Preliminary Plan		*Difference
	Actual	Actual	Adopted	FY24	FY25	FY25-FY24
Spending						
Other Than Personal Services						
Fixed & Misc. Charges	\$115,595	\$128,054	\$126,927	\$122,070	\$112,688	(\$14,239)
Other Services & Charges	2,795	2,887	2,955	2,955	2,955	0
Supplies & Materials	0	0	1	1	1	0
TOTAL	\$118,390	\$130,941	\$129,883	\$125,026	\$115,644	(\$14,239)
Funding						
City Funds			\$129,864	\$124,112	\$115,618	(\$14,246)
Intra City			19	914	26	7
TOTAL	\$118,390	\$130,941	\$129,883	\$125,026	\$115,644	(\$14,239)

**The difference of Fiscal 2025 Preliminary Budget compared to Fiscal 2024 Adopted Budget.*

Queens Public Library						
<i>Dollars in Thousands</i>						
	FY22 Actual	FY23 Actual	FY24 Adopted	Preliminary Plan		*Difference
				FY24	FY25	FY25-FY24
Spending						
Other Than Personal Services						
Fixed & Misc. Charges	\$118,181	\$131,002	\$131,664	\$125,925	\$116,447	(\$15,218)
Other Services & Charges	3,911	3,500	3,652	3,652	3,652	\$0
Supplies & Materials	0	48	0	70	0	\$0
TOTAL	\$122,091	\$134,550	\$135,316	\$129,647	\$120,099	(\$15,218)
Funding						
City Funds			\$135,316	\$128,893	\$120,099	(\$15,218)
Intra City			0	754	0	0
TOTAL	\$122,091	\$134,550	\$135,316	\$129,647	\$120,099	(\$15,218)

**The difference of Fiscal 2025 Preliminary Budget compared to Fiscal 2024 Adopted Budget.*