

New York City Council
Hon. Julie Menin, Speaker of the Council
Hon. Linda Lee, Chair, Finance Committee
Hon. Lynn Schulman, Chair, Health Committee

**Report on the Fiscal 2027 Preliminary Plan,
the Fiscal 2027 Preliminary Capital Commitment Plan, and the Fiscal 2026
Preliminary Mayor’s Management Report for the Committee on Health**

Richard Lee, Director
Jonathan Rosenberg, Managing Deputy Director
Chima Obichere, Deputy Director
Paul Scimone, Deputy Director
Eisha Wright, Deputy Director

Prepared By:
Valeria Lazaro-Rodriguez, Financial Analyst
Florentine Kabore, Assistant Director

Fiscal 2027 Preliminary Plan

Office of the Chief Medical Examiner Budget Overview

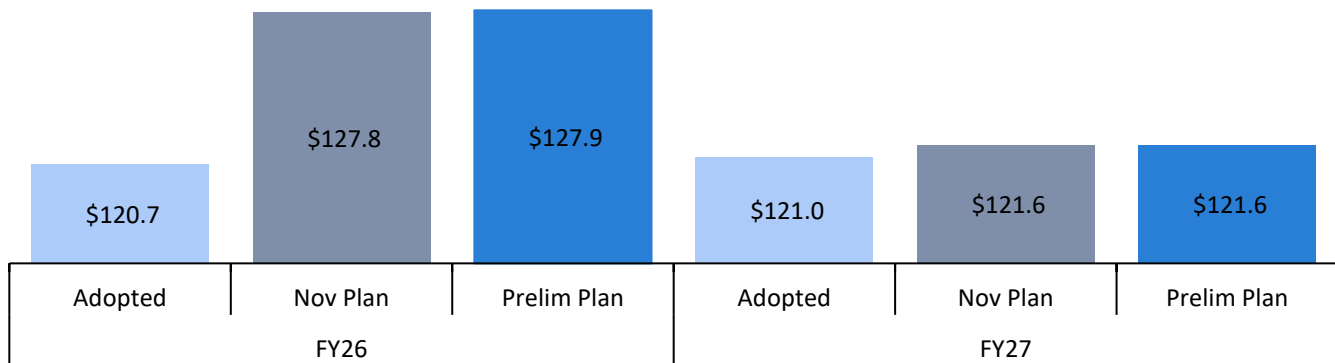
The Preliminary Financial Plan for Fiscal 2026-2030 (Preliminary Plan) includes a proposed Fiscal 2027 budget of \$2.51 billion for DOHMH. The Department’s projected Fiscal 2027 budget represents 1.9 percent of the City’s \$128.9 billion proposed Fiscal 2027 budget in the Preliminary Plan. DOHMH’s budget is divided into three main program areas: Public Health, Mental Health, and Office of the Chief Medical Examiner (OCME or the Office). This report focuses on the Office of the Chief Medical Examiner, which has seen minimal changes to its budget since the release of the Fiscal 2026 Adopted Plan in June 2025.

OCME has a proposed Fiscal 2027 budget of \$121.6 million, which is \$4,934 more than its budget in the November Plan and accounts for 4.8 percent of DOHMH’s total budget. OCME’s Fiscal 2026 budget in the Preliminary Plan is \$107,042 (0.1 percent) more than its \$127.8 million Fiscal 2026 budget in the November Plan. The current Fiscal 2027 budget is \$915,315 more than the \$120.7 million Fiscal 2026 budget at adoption. The table below summarizes the budget for the three program areas within DOHMH.

<i>Dollars in Thousands</i>	FY24	FY25	FY26	Preliminary Plan		*Difference
	Actual	Actual	Adopted	FY26	FY27	FY27 - FY26
DOHMH Public Health	\$1,503,733	\$1,563,283	\$1,478,578	\$1,758,177	\$1,535,492	\$56,913
DOHMH Mental Hygiene	734,066	780,825	841,355	1,021,830	855,367	14,012
OCME	106,490	108,053	120,654	127,868	121,569	915
TOTAL	\$2,344,289	\$2,452,161	\$2,440,587	\$2,907,875	\$2,512,428	\$71,841

**The difference of Fiscal 2027 Preliminary Budget compared to Fiscal 2026 Adopted Budget.
Source: New York City Office of Management and Budget*

Comparison of the Last Three Financial Plans



Dollars in Millions

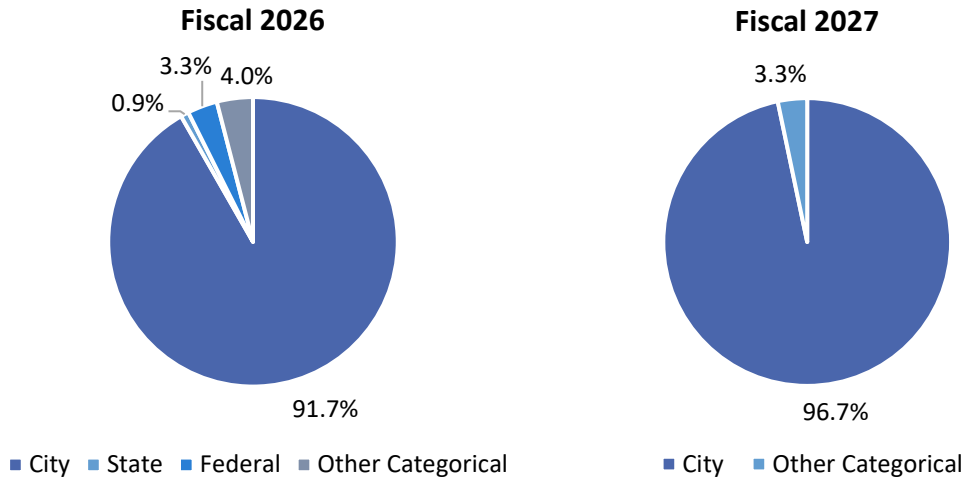
Source: New York City Office of Management and Budget

OCME Financial Summary

<i>Dollars in Thousands</i>	FY24	FY25	FY26	Preliminary Plan		*Difference
	Actual	Actual	Adopted	FY26	FY27	FY27 - FY26
Budget by Program Area						
Office of the Chief Medical Examiner	\$106,490	\$108,053	\$120,654	\$127,868	\$121,569	\$915
TOTAL	\$106,490	\$108,053	\$120,654	\$127,868	\$121,569	\$915
Funding						
City Funds			\$116,654	\$117,285	\$117,569	\$915
State			0	1,152	0	0
Federal - Other			0	4,280	0	0
Other Categorical			4,000	5,152	4,000	0
TOTAL	\$106,490	\$108,053	\$120,654	\$127,868	\$121,569	\$915
Budgeted Headcount						
Full-Time Positions	698	696	860	890	865	5
TOTAL	698	696	860	890	865	5

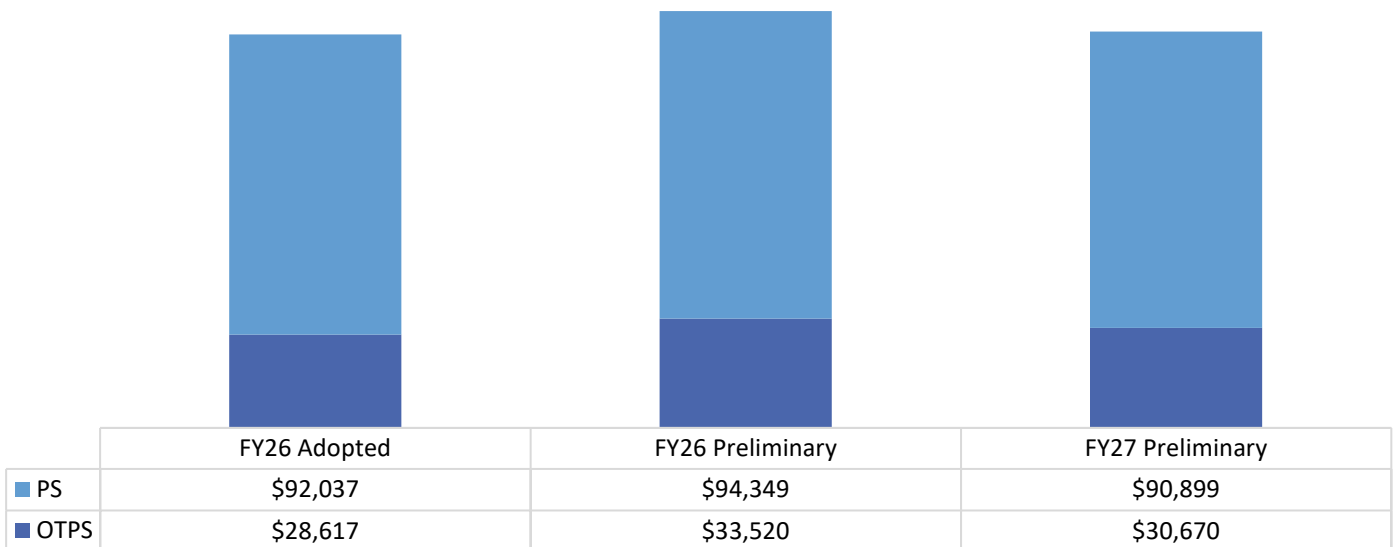
Budget by Funding Source

Fiscal 2027 City Funds: 96.7 percent



Source: New York City Office of Management and Budget

Personal Services (PS) and Other Than Personal Services (OTPS)



Dollars in Thousands

Source: New York City Office of Management and Budget

Headcount

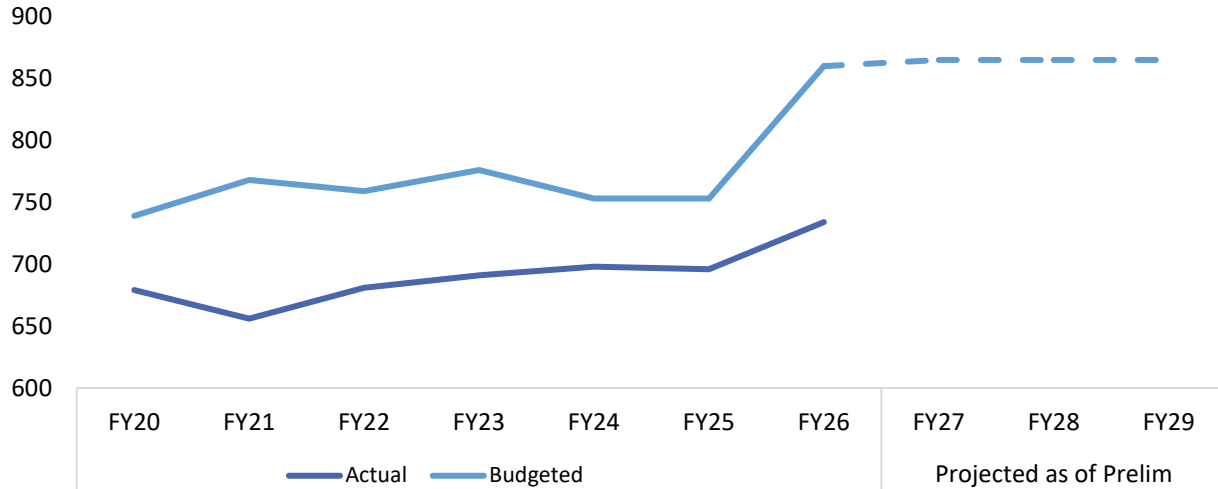
FY26 Budgeted Full-Time Positions: 860

Actual Headcount as of January 2026: 734

FY27 Budgeted Full-Time Positions: 865

Vacancy Rate as of January 2026: 14.7 percent

Budgeted and Actual Headcount FY20-FY30



Source: New York City Office of Management and Budget

Note: Budgeted and actual headcounts are as of the end of the fiscal year, except for Fiscal 2026 where budgeted headcount is as of the Preliminary Plan and actual headcount is as of January 2026.

OCME Contract Budget

Fiscal 2027 Contract Budget: \$12.2 million

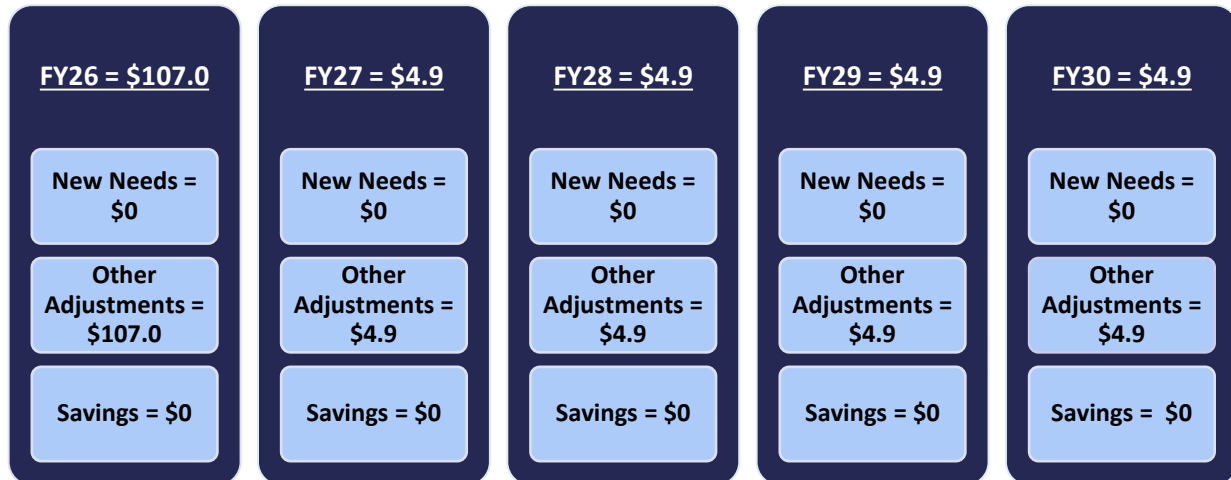
Number of Contracts in Fiscal 2027: 31

Dollars in Thousands

Category	FY26 Adopted	Number of Contracts	FY27 Preliminary	Number of Contracts
Cleaning Services	\$239	1	\$239	1
Contractual Services - General	4,245	1	4,245	1
Data Processing Equipment Maintenance	292	1	292	1
Maintenance and Repairs - General	2,107	23	3,137	23
Prof. Services - Computer Services	351	1	351	1
Prof. Services - Other	40	1	40	1
Security Services	3,861	1	3,861	1
Telecommunications Maintenance	1	1	1	1
Training Program for City Employees	44	1	44	1
TOTAL	\$11,181	31	\$12,212	31

Source: New York City Office of Management and Budget

Preliminary Plan Changes



Dollars in Thousands

Significant Preliminary Plan Changes

Other Adjustments

- Headcount Adjustments.** The Preliminary Plan includes 25 additional positions in Fiscal 2026 only, including two Public Health Epidemiologists and 23 Criminalists. These positions will support public forensic laboratory capacity and services, including DNA-related functions, increasing DNA lab capacity to process Combined DNA Index System (CODIS)-eligible samples, and reducing casework and databank backlogs.
- Anthropology Laboratory.** The Preliminary Plan includes an additional \$102,108 of State funding in Fiscal 2026 only for OCME's Forensic Anthropology Unit laboratory.
- Motor Vehicle Operators.** The Preliminary Plan includes an additional \$4,934 of City funding baselined starting in Fiscal 2026 for collective bargaining increases.

Preliminary Mayor's Management Report

OCME serves public health and the justice system through forensic science. OCME is responsible for investigating deaths that result from criminal violence, accidents, or suicide; that occur suddenly and when in apparent good health; when unattended by a physician; in a correctional facility or in custody of any criminal justice entity; occurring in any suspicious or unusual manner; or that are a threat to public health. The Office also reviews all applications for permits to cremate the body of a person who dies in New York City. The Office provides additional forensic services to support investigations through its DNA, forensic toxicology, and molecular genetics laboratories.

The Preliminary Mayor's Management Report (PMMR) for Fiscal 2026 reports on five service areas and nine goals for OCME. Noteworthy metrics that were reported are detailed below.

- **Autopsies Completed and Performed.** The median time to complete autopsy reports increased by 46 percent in the first four months of Fiscal 2026 compared to the same period in Fiscal 2025, rising to 122.5 days. This increase is largely due to the loss of one-third of Medical Examiner (ME) staff due to retirements, recruitment by other jurisdictions, and a nationwide shortage of MEs. As a result, the remaining staff have had to take on additional casework and administrative responsibilities, delaying report completion.
- **Median Time to Complete DNA Cases.** The median time to complete DNA case analyses increased to 79 days in the first four months of Fiscal 2026, a 55 percent increase from the 51 days it took to complete these cases in the same period in Fiscal 2025. Turnaround times also increased for homicide cases (51 to 90 days), sexual assault cases (38 to 65 days), and gun crime cases (24 to about 70 days). These increases were primarily driven by an investigation into a case-to-case contamination incident in August 2024 and the July 2025 rollout of a new Laboratory Information Management System, which required staff training, workflow adjustments, and troubleshooting of early system issues that temporarily reduced productivity.
- **Drug Intelligence and Intervention Group (DIIG) clients.** DIIG was created in September 2022 to investigate drug overdose deaths and provide support and care services to the deceased's family. During the first four months of Fiscal 2026, DIIG provided support services to 474 individuals, a 35 percent decrease from the same period in Fiscal 2025 but still higher than the 264 individuals reached in Fiscal 2024. The decline was largely due to fewer citywide overdose deaths in 2024 and a 50 percent reduction in staff capacity. Despite this, 81 percent of families reached in the first four months of Fiscal 2026 accepted support services, an increase from 76 percent during the same period in Fiscal 2025.

- **Median Time for Scene Arrivals.** The median arrival time for medicolegal investigators responding to death scenes increased to 2 hours and 36 minutes in the first four months of Fiscal 2026, compared to 2 hours and 25 minutes in the same period of Fiscal 2025, continuing an upward trend from 1 hour and 37 minutes in Fiscal 2023 and 2 hours and 13 minutes in Fiscal 2024. The increase is partly attributed to the time required to train and onboard new investigators in Fiscal 2025. The Office of Chief Medical Examiner expects response times to improve as additional investigators are hired in Fiscal 2026.

Budget Issues and Concerns, Including Federal and State Budget Risks

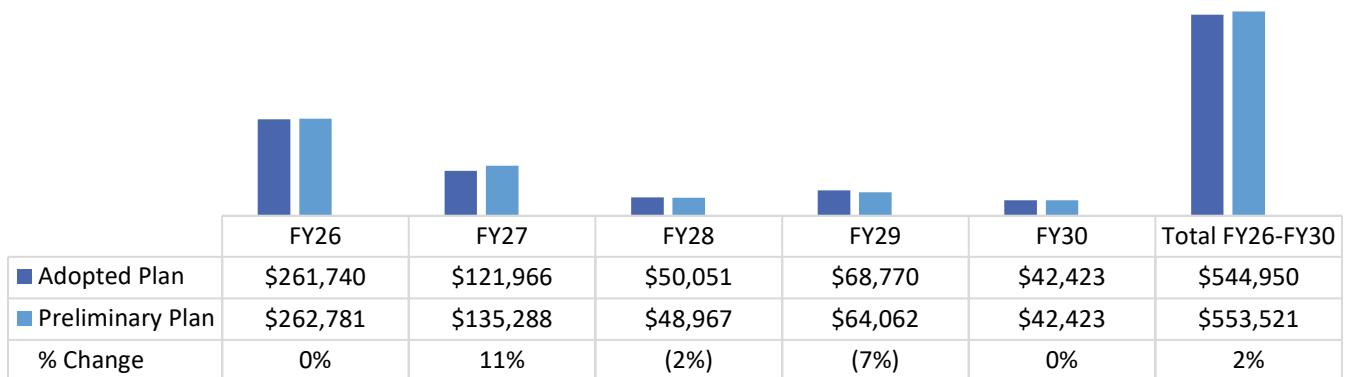
- **Staffing Shortages.** As of January, OCME's vacancy rate is 14.7 percent, with 734 out of 865 budgeted positions filled. The high vacancy rate is likely contributing to operational delays across several key performance indicators reported in the PMMR. For example, the median time to complete autopsy reports increased to 122.5 days, significantly exceeding the 90-day target, largely due to the loss of approximately one-third of Medical Examiner staff. Similarly, longer scene arrival times for medicolegal investigators may also reflect staffing shortages. Persistent vacancies in specialized roles such as Medical Examiners, investigators, and laboratory staff can slow case processing, increase backlogs, and place additional pressure on remaining personnel. Addressing these shortages may require increased funding for recruitment, competitive salaries, and expanded training pipelines for forensic professionals.
- **Federal Funding Reductions.** OCME does not currently have any federal funding budgeted for Fiscal 2027. However, it should be noted that OCME's federal grants are typically budgeted during the current fiscal year, and it is expected that OCME would likely account for additional federal funding after the adoption of the Fiscal 2027 budget. For the current year, OCME's budget includes \$4.3 million of federal funding. If the City is unable to fully collect this federal funding, OCME's budget could have a shortfall that would need to be addressed in a future financial plan. Reliance on uncertain federal grants may pose risks for programs related to forensic research, opioid response, or other specialized initiatives. If federal funding becomes less reliable in the future, the City may need to consider backfilling critical programs with City funds to ensure continuity of services.

Capital Commitment Plan

On February 17, 2026, the Mamdani Administration released the Preliminary Capital Commitment Plan for Fiscal 2026-2030 (Preliminary Commitment Plan) and the Fiscal 2027 Preliminary Capital Budget (Capital Budget).

- DOHMH’s commitments, as presented in the Preliminary Commitment Plan total \$553.5 million, 1.6 percent greater than the total for the same period presented in the Adopted Capital Commitment Plan released in September 2025.
- The Department’s planned commitments comprise 0.5 percent of the City’s total \$112.96 billion Fiscal 2026-2030.

Fiscal 2026-2030 Capital Commitment Plan



Dollars in Thousands

Chart summarizes capital commitments for the entire agency

Source: New York City Office of Management and Budget

- **Physical Security System Upgrade.** The Capital Commitment Plan includes \$9.8 million in Fiscal 2026 and \$11.0 million in Fiscal 2027 to upgrade OCME’s security system.
- **Records Room Reconstruction.** The Capital Commitment Plan includes \$5.9 million for the reconstruction of the records room at the Charles S. Hirsch Center for Forensic Sciences. The Hirsch Center houses OCME’s Forensic Biology Department and critical evidence and records storage functions.

Miscellaneous Revenue

- The Preliminary Plan includes approximately \$31.6 million of DOHMH miscellaneous revenue in Fiscal 2027, which is unchanged from the Fiscal 2026 Adopted Budget. The two sources accounting for the majority of the DOHMH revenue are: Restaurant, Vendor, and Other at \$10.4 million, and Birth and Death Certificates at \$9.0 million.

Dollars in Thousands

Revenue Sources	FY24 Actual	FY25 Actual	FY26 Adopted	Preliminary Plan		*Difference FY27-FY26
				FY26	FY27	
Animal Licenses	\$648	\$592	\$730	\$730	\$730	\$0
Death Disposition Permits	2,138	2,231	2,080	2,080	2,080	0
Restaurant, Vendor, & Other	10,522	11,011	10,393	10,393	10,393	0
Chief Medical Records Fee	0	1	50	50	50	0
Birth & Death Certificates	10,232	11,461	9,000	9,000	9,000	0
Health Academy Courses	1,366	1,427	1,531	1,531	1,531	0
Radiation Material & Equipment	569	530	325	325	325	0
Correction & Amendment Fee	601	662	644	644	644	0
Pest Control Fees	3,489	4,101	3,700	3,700	3,700	0
Hospital Refunds, Copy Fees, & Misc	134	304	100	100	100	0
Refunds from Delegate Agencies	4,941	7,603	3,000	3,000	3,000	0
TOTAL	\$34,640	\$39,923	\$31,553	\$31,553	\$31,553	\$0

**The difference of Fiscal 2027 Preliminary Budget compared to Fiscal 2026 Adopted Budget.*

Table summarizes miscellaneous revenue for the entire agency

Source: New York City Office of Management and Budget

Supporting Budget Charts

Budget Actions in the November and Preliminary Plans

<i>Dollars in Thousands</i>	FY26			FY27		
	City	Non-City	Total	City	Non-City	Total
OCME Budget as of the Adopted FY26 Plan	\$116,654	\$4,000	\$120,654	\$116,979	\$4,000	\$120,979
Changes Introduced in the November 2025 Plan						
New Needs						
Genetic Intervention Family Testing Services (GIFTS)	\$626	\$0	\$626	\$585	\$0	\$585
Subtotal, New Needs	\$626	\$0	\$626	\$585	\$0	\$585
Other Adjustments						
2026 DL 6150	\$0	\$24	\$24	\$0	\$0	\$0
ATL DNA FY26	0	884	884	0	0	0
ATL Toxicology FY26	0	100	100	0	0	0
FY26DRUP	0	1,128	1,128	0	0	0
FY26 UP	0	4,346	4,346	0	0	0
Subtotal, Other Adjustments	\$0	\$6,482	\$6,482	\$0	\$0	\$0
TOTAL, All Changes in November 2025 Plan	\$626	\$6,482	\$7,108	\$585	\$0	\$585
OCME Budget as of the November 2025 Plan	\$117,280	\$10,482	\$127,762	\$117,564	\$4,000	\$121,564
Changes Introduced in the FY27 Preliminary Plan						
Other Adjustments						
6889 UP FY26	\$0	\$102	\$102	\$0	\$0	\$0
Motor Vehicle Operators ACF CB	5	0	5	5	0	5
Subtotal, Other Adjustments	\$5	\$102	\$107	\$5	\$0	\$5
TOTAL, All Changes in the FY27 Preliminary Plan	\$5	\$102	\$107	\$5	\$0	\$5
AGENCY Budget as of the FY27 Preliminary Plan	\$117,285	\$10,584	\$127,869	\$117,569	\$4,000	\$121,569

Source: New York City Office of Management and Budget

Budget by Program Area

Office of the Chief Medical Examiner						
<i>Dollars in Thousands</i>						
	FY24	FY25	FY26	Preliminary Plan		*Difference
	Actual	Actual	Adopted	FY26	FY27	FY27-FY26
Spending						
Personal Services						
Full-Time Salaried - Civilian	\$64,224	\$66,515	\$85,091	\$78,024	\$76,757	(\$8,334)
Additional Gross Pay	4,382	4,637	1,497	3,776	3,771	2,274
Overtime - Civilian	9,765	10,086	2,467	7,134	6,547	4,080
Amounts to be Scheduled	0	0	2,347	2,347	2,347	0
Fringe Benefits	605	633	355	1,962	392	37
Unsalariated	1,912	2,036	280	1,105	1,085	805
Subtotal	\$80,888	\$83,907	\$92,037	\$94,348	\$90,899	(\$1,138)
Other Than Personal Services						
Supplies and Materials	\$6,681	\$6,302	\$7,857	\$4,523	\$6,979	(\$878)
Fixed & Misc. Charges	9	23	8	14	8	0
Property and Equipment	710	765	652	1,253	652	0
Other Services and Charges	8,212	5,711	8,919	11,700	10,819	1,900
Contractual Services	9,991	11,345	11,181	16,030	12,212	1,031
Subtotal	\$25,603	\$24,146	\$28,617	\$33,520	\$30,670	\$2,053
TOTAL	\$106,491	\$108,053	\$120,654	\$127,868	\$121,569	\$915
Funding						
City Funds			\$116,654	\$117,285	\$117,569	\$915
State			0	1,152	0	0
Federal - Other			0	4,279	0	0
Other Categorical			4,000	5,152	4,000	0
TOTAL	\$106,491	\$108,053	\$120,654	\$127,868	\$121,569	\$915
Budgeted Headcount						
Full-Time Positions - Civilian	698	696	860	890	865	5
TOTAL	698	696	860	890	865	5

**The difference of Fiscal 2027 Preliminary Budget compared to Fiscal 2026 Adopted Budget.*

Source: New York City Office of Management and Budget